



*W* Schwartz  
Woodworking  
LLC

2025 – 2026 | *Quality Bedroom Furniture*



# About us...



*Schwartz Woodworking is a third-generation family business, which was established in 1997 by my dad, Marvin Schwartz. More of the family got involved, and eventually my wife Ida and I took over in 2011. Our daughter and son, Megan and Kendall, grew up helping out in the shop at a young age. Megan's husband, Freeman is now our production manager, and Kendall is in the office processing orders and answering phone calls. Megan's a stay-at-home mom to the 3 grandkids, Jevan (6), Sadie (4), and Charlotte (1 month!) We are blessed to have a great team of dedicated employees, some of which have been here for more than 15 years. Together, we're still committed to building quality bedroom furniture and providing great service to our customers!*

*— Cletus, Ida, and the Schwartz Family - 2025*



# Table of Contents



Abshire Collection . . . . .	4, 148
Adrianna Collection . . . . .	10, 149
Belwright Collection . . . . .	14, 151
Breckenridge Collection . . . . .	20, 152
Bungalow Collection . . . . .	24, 153
Charleston Collection . . . . .	28, 154
Durham Collection . . . . .	32, 155
Encada Collection . . . . .	36, 156
Farmhouse Collection . . . . .	40, 157
Francine Collection . . . . .	46, 158
Hamilton Court Collection . . . . .	50, 159
Jacobson Collection . . . . .	54, 160
Larado Collection . . . . .	58, 161
Laurel Collection . . . . .	62, 162
Medina Collection . . . . .	66, 163
Mulholland Collection . . . . .	72, 164
Nova Collection . . . . .	76, 165
Palisade Collection . . . . .	82, 166
Reseda Collection . . . . .	86, 167
Royal Mission Collection . . . . .	92, 168
Schwartz Mission Collection . . . . .	96, 169
Sonoma Collection . . . . .	100, 171
Tucson Collection . . . . .	106, 172
Westmere Collection . . . . .	112, 173
Woodmont Collection . . . . .	118, 174
Benches – Blanket Chests . . . . .	122
Desk Chests . . . . .	124
Fabric Covered Beds . . . . .	126
Beds (Other) . . . . .	132
Hardware . . . . .	142
Care of Wood / Warranty / Internet Policy / Sturdy Act	147
Drawings . . . . .	148

**New - QUICK SHIP**

All measurements in this catalog are listed as width x depth x height.









# Abshire



Abshire Bed  
with Fabric Headboard

Wood: Oak  
Stain: Allure  
3 Sheen

Abshire Collection line drawings on page 148





# Abshire



Abshire Bed  
with Wood Panel Headboard

Fabric: C8-73 Husky  
Wood: Brown Maple  
Stain: ST519 Oatmeal 3 Sheen  
Paint: RNC-128 Natural Cream

Abshire Collection line drawings on page 148





**ABD72**  
Abshire Dresser  
6 drawer  
72w x 21d x 35h

**ABMR38**  
Abshire Mirror  
44½w x 38h



**ABNS328**  
Abshire Nightstand  
3 drawer  
28w x 21d x 29h



**ABC5**  
Abshire Chest  
5 drawer  
36w x 21d x 53h

Hardware: TK740-BL Knob  
TK741-BL Backplate

Wood: Oak

Stain: Allure  
3 Sheen





**ABD66**  
Abshire Dresser  
6 drawer  
66w x 21d x 35h

**ABMR38**  
Abshire Mirror  
44½w x 38h

Hardware: TK740-HB Knob  
TK741-BL Backplate

Wood: Brown Maple

Stain: ST519 Oatmeal  
3 Sheen

Paint: RNC-128  
Natural Cream



Touch the sensor on the side and the soft glow will not disturb the sleeping. Option LEDN.



Now you can plug in anything with this PSO option. Features 2-110V outlets and 2 USB plug ins. Available on any nightstand.



Turn any small top dresser or chest drawer into a jewelry drawer with our SJT option.



**ABGC**  
Abshire Grand Chest  
5 drawer  
42w x 21d x 53h



**ABNS332**  
Abshire Nightstand  
3 drawer  
32w x 21d x 29h

#### STANDARD FEATURES:

- 1" solid tops
- Grooved column behind the hardware
- Soft-close under mount drawers 18" deep in dressers and chests
- Adjustable leveling glides on cases
- Black iron base
- Compliant to Sturdy Act – all clothing storage units

#### OPTIONAL FEATURES:

- No grooves behind hardware
- Underbed drawers SRO
- Exchange armoire shelves for clothes rod
- Additional hardware pgs.142-145









*Adrianna*

*Adrianna Collection line drawings on page 149*



**ADD9**  
Adrianna Dresser  
9 drawers  
60w x 21d x 43½h

**ADMH-1**  
Adrianna Mirror  
40w x 33½h

Hardware: *K-519-96 DBN*

Wood: *Brown  
Maple*

Stain: *Coffee*



**BST**  
Bedstep  
22w x 14¼h







**ADC6**  
Adrianna chest  
6 drawers  
35w x 21d x 48h



Our STP option turns most any nightstand into a secret hiding place... the power strip has 2-110V outlets and 2 USB plug ins.



Turn any small top dresser or chest drawer into a jewelry drawer with our SJT option.



Now you can plug in anything with this PSO option. Features 2-110V outlets and 2 USB plug ins. Available on any nightstand.



**ADNS30**  
Adrianna Nightstand  
3 drawers w/opening  
26½w x 17d x 32½h

**STANDARD FEATURES:**

- 1" solid tops
- Full access drawers 18" deep in dressers and chests
- Beveled mirrors
- Adjustable leveling glides on cases
- Compliant to Sturdy Act – all clothing storage units

**OPTIONAL FEATURES:**

- Underbed drawers SRO
- Exchange armoire shelves for clothes rod
- Soft-close undermount drawers
- Additional hardware pgs.142-145









*Belwright*

Belwright Collection line drawings on page 151









# *Belwright*

Hardware: *A-868-MB*

Wood: *Brown Maple*

Stain: *ST519 Oatmeal  
3 Sheen*

*Belwright Collection line drawings on page 151*



**BED9**  
Belwright Dresser  
9 drawers  
68w x 22d x 48h

**BEM52**  
Belwright Mirror  
52w x 34h

Hardware: A-868-MB

Wood: Rustic Cherry with  
Sawcut Distressing

Stain: Coffee Low Sheen

**BENS3**  
Belwright Nightstand  
3 drawers  
27w x 19d x 30½h








**BEDOC**  
Belwright Door Chest  
5 drawers, 1 door  
42w x 22d x 52h



Our STP option turns most any nightstand into a secret hiding place... the power strip has 2-110V outlets and 2 USB plug ins.



Touch the sensor on the side and the soft glow will not disturb the sleeping. Option LEDN.



Our bed storage rail option SRO is available with most beds.

**STANDARD FEATURES:**

- 1" solid top with softened corners
- Applied molding trim on drawer fronts
- Applied molding trim on raised panel sides
- Soft-close under mount drawers 18" deep in dressers and chests
- Beveled mirrors
- Adjustable leveling glides on cases
- Compliant to Sturdy Act – all clothing storage units

**OPTIONAL FEATURES:**

- Sawcut distressing
- Underbed drawers SRO
- Exchange armoire shelves for clothes rod
- Additional hardware pgs. 142-145











*Collection shown in  
Heartland Black Leather*



*Breckenridge*

Breckenridge Collection line drawings on page 152





**BRD10**  
Breckenridge Dresser  
10 drawers  
66½w x 23¼d x 45h

**BRMV-1**  
Breckenridge Mirror  
52w x 31h



Pull  
out  
shelf

**BRNS3**  
Breckenridge  
Nightstand  
3 drawers  
pull out tray  
24½w x 18¼d x 29½h



Hardware: *P-3448-VB Pull  
650 DBAC Knob*


Wood: *Quarter-sawn  
White Oak*

Stain: *Michael's Cherry  
w/Dry Brush*

**BRSB**  
Breckenridge  
Storage Bench  
49w x 19d x 29h  
inside storage:  
42w x 12d x 7h



**BRNS1**  
Breckenridge  
Nightstand  
1 drawer  
pull out tray  
24½w x 18¼d  
x 29½h



#### BRCH

Breckenridge Chifforobe  
4 drawers, 3 doors  
58½w x 25¼d x 73h

Left: 3 shelves  
1 clothes rod  
Right: 1 shelf

**BRC6**  
Breckenridge Chest  
6 drawers  
42½w x 23¼d x 53h




#### BRDOC

Breckenridge  
Door Chest  
5 drawers, 1 door  
42½w x 23¼d x 53h

Left: 1 shelf



Our STP option turns most any nightstand into a secret hiding place... the power strip has 2-110V outlets and 2 USB plug ins.



Touch the sensor on the side and the soft glow will not disturb the sleeping. Option LEDN.



Turn any small top dresser or chest drawer into a jewelry drawer with our SJT option.



Our bed storage rail option SRO is available with most beds.

#### STANDARD FEATURES:

- 1" solid tops
- Pull out shelf in nightstand
- Soft-close under mount drawers 18" deep in dressers and chests
- Beveled mirrors
- Adjustable leveling glides on cases
- 10" siderails on bed
- Soft-close doors
- Compliant to Sturdy Act – all clothing storage units

#### OPTIONAL FEATURES:

- Leather padded head- and footboard
- Wood panel head- and footboard
- Underbed drawers SRO
- Exchange armoire shelves for clothes rod
- Additional hardware pgs. 142-145









## *Bungalow*

*Bungalow Collection line drawings on page 153*





**BUD7**  
Bungalow Dresser  
7 drawers  
63w x 22d x 41h

**BUMT**  
Bungalow Mirror  
41½w x 40½h

Hardware: K-2980 ORB Knob

Wood: Cherry

Stain: Fruitwood



**BUNS3**  
Bungalow Nightstand  
3 drawers  
24¾w x 18d x 30h




**BUC6**  
Bungalow Chest  
6 drawers  
44w x 22d x 52h





**BUA**  
Bungalow Armoire  
One piece, 2 drawers, 2 doors  
39w x 22d x 67h

2 shelves



**BULC**  
Bungalow  
Lingerie Chest  
5 drawers  
24¾w x 18d x 52h




**BUNS2D**  
Bungalow Nightstand  
1 drawer, 2 doors  
24¾w x 18d x 30h



**BUDOC**  
Bungalow Door Chest  
5 drawers, 1 door  
44w x 22d x 52h



Our STP option turns most any nightstand into a secret hiding place... the power strip has 2-110V outlets and 2 USB plug ins.



Touch the sensor on the side and the soft glow will not disturb the sleeping. Option LEDN.



Turn any small top dresser or chest drawer into a jewelry drawer with our SJT option.




Now you can plug in anything with this PSO option. Features 2-110V outlets and 2 USB plug ins. Available on any nightstand.

**STANDARD FEATURES:**

- 1" solid tops
- Soft-close under mount drawers 18" deep in dressers and chests
- Beveled mirrors
- Adjustable leveling glides on cases
- Two adjustable shelves in armoire
- Soft-close doors
- Exposed tenons
- Compliant to Sturdy Act – all clothing storage units

**OPTIONAL FEATURES:**

- Without exposed tenons
- Underbed drawers SRO
- Exchange armoire shelves for clothes rod
- Additional hardware pgs. 142-145











# Charleston



Highland Bed  
shown with storage rail option  
SRO18

Charleston Collection line drawings on page 154





**CHDOC**  
Charleston Chest  
6 drawer, 1 door  
42w x 22d x 57½h



**CHNS3**  
Charleston Nightstand  
3 drawer  
27w x 18d x 32½h



**CHD8**  
Charleston Dresser  
8 drawer  
57w x 22d x 47h

**CHMU-1**  
Charleston Mirror  
41½w x 33h

Hardware: 3062-BI Knob  
Wood: Rustic Cherry  
Stain: Honey





**CHA**  
 Charleston One Piece Armoire  
 2 drawer 2 door  
 44w x 22d x 70h


2 shelves



**CHBC**  
 Charleston Blanket Chest  
 Available w/cedar bottom insert  
 (cushion optional)  
 48w x 20d x 28h



Our STP option turns most any nightstand into a secret hiding place... the power strip has 2-110V outlets and 2 USB plug ins.



Touch the sensor on the side and the soft glow will not disturb the sleeping. Option LEDN.



Now you can plug in anything with this PSO option. Features 2-110V outlets and 2 USB plug ins. Available on any nightstand.



Cedar Drawer Bottom. Option CDB is available with any drawer. (Specify which drawer.)

**STANDARD FEATURES:**

- 1" solid tops
- Soft-close under mount drawers 18" deep in dressers and chests
- Beveled mirrors
- Adjustable leveling glides on cases
- Two adjustable shelves in armoire
- 10" siderails on bed
- Compliant to Sturdy Act – all clothing storage units

**OPTIONAL FEATURES:**

- Underbed drawers SRO
- Exchange armoire shelves for clothes rod
- Additional hardware pgs. 142-145









# *Durham*



Durham Bed  
without canopy posts

Durham Collection line drawings on page 155





**DUD60**  
Durham Dresser  
6 drawer  
60w x 21<sup>1</sup>/<sub>4</sub>d x 38h

**DUMR46**  
Durham Mirror  
40<sup>1</sup>/<sub>2</sub>w x 46h

Hardware: JA293-224BNDBL

Wood: Brown Maple

Stain: Bel Air  
Low Sheen

**DUD2D**  
Durham Dresser  
4 drawer, 2 door  
52w x 21<sup>1</sup>/<sub>4</sub>d x 35h

**DUMR40**  
Durham Mirror  
38<sup>1</sup>/<sub>2</sub>w x 40h

Hardware: 55278BBZ

Wood: Oak

Stain: Seagrass  
Low Sheen





**DUNS2**  
Durham Nightstand  
2 drawer  
27w x 18d x 28h

**DUNS32**  
Durham Nightstand  
2 drawer  
32w x 18d x 28h


Hardware: 55278BBZ

Wood: Oak

Stain: Seagrass  
Low Sheen



**DUC5**  
Durham Chest  
5 drawer  
40w x 21<sup>1</sup>/<sub>4</sub>d x 53<sup>1</sup>/<sub>2</sub>h



Touch the sensor on the side and the soft glow will not disturb the sleeping. Option LEDN.



Turn any small top dresser or chest drawer into a jewelry drawer with our SJT option.



Our STP option turns most any nightstand into a secret hiding place... the power strip has 2-110V outlets and 2 USB plug ins.



Bed storage rail option SRO

**STANDARD FEATURES:**

- 1<sup>3</sup>/<sub>8</sub>" tops
- Solid Side
- Soft-close under mount drawers 18" deep in dressers and chests
- Adjustable leveling glides on cases
- Beveled mirrors
- Compliant to Sturdy Act – all clothing storage units

**OPTIONAL FEATURES:**

- Underbed drawers SRO
- Additional hardware pgs.142-145







*Encada*

Encada Collection line drawings on page 156



Encada



**END9**  
Encada Dresser  
9 drawer  
68w x 21½d x 48h

**ENM54**  
Encada Mirror  
54w x 34h

**ENB48 (shown)**  
Encada Bench  
48w x 16d x 19h

**ENB36**  
36w x 16d x 19h



**ENSB**  
Encada  
Storage Bench  
49w x 19d x 29h



**ENBC**  
Encada Blanket Chest  
48w x 21d x 28h

Hardware: P3672BI

Wood: Rustic Cherry

Stain: Burnt Umber  
Low Sheen





### ENDOC

Encada Door Chest  
5 drawer, 1 door  
42w x 21<sup>1</sup>/<sub>2</sub>d x 53h

1 shelf

### ENNS1D

Encada Nightstand  
1 drawer, 1 door  
24w x 18<sup>3</sup>/<sub>4</sub>d x 30h



### ENNS3

Encada Nightstand  
3 drawer  
27w x 18<sup>3</sup>/<sub>4</sub>d x 30h

Hardware: *PN8005*

Wood: *Quarter Sawn  
White Oak*

Stain: *Michael's Cherry*



Touch the sensor on the side and the soft glow will not disturb the sleeping. Option LEDN.



Turn any small top dresser or chest drawer into a jewelry drawer with our SJT option.



Cedar Drawer Bottom. Option CDB is available with any drawer. (Specify which drawer.)




Bed storage rail option SRO

#### STANDARD FEATURES:

- 1<sup>3</sup>/<sub>8</sub>" solid tops
- Soft-close under mount drawers 18" deep in dressers and chests
- 1/2" walnut spline embedded into edge of tops
- Black hammered decorative tacks
- Angled reverse panel sides
- Beveled mirrors
- Adjustable leveling glides on cases
- Compliant to Sturdy Act – all clothing storage units

#### OPTIONAL FEATURES:

- No tacks
- No walnut spline
- Underbed drawers SRO
- Additional hardware  
pgs.142-145









*Collection shown with Farmhouse Signature Bed*



# *Farmhouse*



Farmhouse Loft Queen Bed

Wood: *Rustic Hickory*  
 Stain: *FC-40592 Earthtone  
 3 Sheen*

*Farmhouse Collection line drawings on page 157*







Collection shown with  
Farmhouse Loft Bed



# Farmhouse



Farmhouse Signature Bed

Wood: *Rustic Hickory  
Vintage Barnwood Texture*  
Stain: *Briar FC 15743 Low Sheen*

Farmhouse Collection line drawings on page 157





**FHDR6**  
Farmhouse Dresser  
6 drawer  
66w x 22d x 38<sup>1</sup>/<sub>2</sub>h

**FHMR40**  
Farmhouse Mirror  
47w x 40h



**FHNS3**  
Farmhouse Nightstand  
3 drawer  
27w x 17<sup>1</sup>/<sub>2</sub>d x 30h

**FHC5**  
Farmhouse Chest  
5 drawer  
40w x 22d x 52<sup>1</sup>/<sub>2</sub>h



**FH6DR60**  
Farmhouse Dresser  
6 drawer  
60w x 22d x 38<sup>1</sup>/<sub>2</sub>h

**FHMRRD**  
Farmhouse Mirror  
38w x 38h

Hardware: BP9464305900  
Wood: Rustic Hickory  
Vintage Barnwood Texture  
Stain: Briar FC 15743 Low Sheen



**FHNS20**  
Farmhouse  
Nightstand  
2 drawer, 1 opening  
27w x 17<sup>1</sup>/<sub>2</sub>d x 30h

**FHCH**  
Farmhouse  
Chifferobe  
4 drawer, 3 door  
53<sup>1</sup>/<sub>2</sub>w x 22<sup>3</sup>/<sub>4</sub>d x 71h



**FHDR8**  
Farmhouse Dresser  
8 drawer  
66w x 22d x 45h

Hardware: BP9464305900

Wood: Rustic Hickory

Stain: Tavern Low Sheen



**FHA**  
Farmhouse Armoire  
2 drawer, 2 door  
40<sup>1</sup>/<sub>2</sub>w x 22<sup>3</sup>/<sub>4</sub>d x 71h

**FHTNS**  
Farmhouse  
Nightstand  
3 drawer  
32w x 17<sup>1</sup>/<sub>2</sub>d x 34h



Hardware: BP9464305900

Wood: Rustic Hickory  
Vintage Barnwood Texture

Stain: Briar FC 15743 Low Sheen



Touch the sensor on the side and the soft glow will not disturb the sleeping. Option LEDN.



Our STP option turns most any nightstand into a secret hiding place... the power strip has 2-110V outlets and 2 USB plug ins.



Bed storage rail option SRO

#### STANDARD FEATURES:

- 1<sup>3</sup>/<sub>8</sub>" solid top
- Reverse panel sides with applied molding
- Soft-close under mount drawers 18" deep in dressers and chests
- Beveled mirrors
- Adjustable leveling glides on cases
- Compliant to Sturdy Act – all clothing storage units

#### OPTIONAL FEATURES:

- Vintage barnwood texture
- Underbed drawers SRO
- Additional hardware pgs.142-145







*Francine*



Francine Bed  
Solid Wood Headboard

*Fabric: C2-12 Antarctic*

*Francine Collection line drawings on page 158*



Francine



**FRD9**  
Francine Dresser  
9 drawer  
65w x 21<sup>3</sup>/<sub>4</sub>d x 46h

**FRM-1**  
Francine Mirror  
48w x 37h

Hardware: *K-527 SIM*

Wood: *Brown Maple*

Stain: *Rich Tobacco*



**FRNS1D**  
Francine Nightstand  
1 drawer, 1 door  
26w x 18<sup>3</sup>/<sub>4</sub>d x 30<sup>1</sup>/<sub>2</sub>h

**FRC6**  
Francine Chest  
6 drawers  
41w x 21<sup>3</sup>/<sub>4</sub>d x 55h



Touch the sensor on the side and the soft glow will not disturb the sleeping. Option LEDN.



Turn any small top dresser or chest drawer into a jewelry drawer with our SJT option.



Our STP option turns most any nightstand into a secret hiding place... the power strip has 2-110V outlets and 2 USB plug ins.



Now you can plug in anything with this PSO option. Features 2-110V outlets and 2 USB plug ins. Available on any nightstand.

**STANDARD FEATURES:**

- 1" solid tops
- 5 piece drawer fronts and doors with applied molding
- Soft-close under mount drawers 18" deep in dressers and chests
- Tufted fabric headboard w/buttons
- Beveled mirrors
- Adjustable leveling glides on cases
- Compliant to Sturdy Act – all clothing storage units

**OPTIONAL FEATURES:**

- Wood panel headboard
- Underbed drawers SRO
- Additional hardware pgs.142-145











# Hamilton Court



Adrianna Bed

Hamilton Court Collection line drawings on page 159





**HCA**  
Hamilton Court Armoire  
2 drawers, 2 doors  
42w x 22d x 72h

2 shelves

**HCC6**  
Hamilton Court Chest  
6 drawers  
42w x 22d x 50h



**HCD8**  
Hamilton Court Dresser  
8 drawers  
66w x 22d x 37½h

**HCMC-2**  
Hamilton Court Mirror  
51w x 41h

Hardware: 117 DACM Knob

Wood: Brown Maple

Stain: Rich Tobacco





#### HCDOC

Hamilton Court Door Chest  
7 drawers, 1 door  
53w x 22d x 58h

2 shelves



#### HCNS3

Hamilton Court Nightstand  
3 drawers  
27w x 17½d x 30h




#### HCNS4

Hamilton Court Nightstand  
4 drawers  
32w x 17½d x 30h



Our STP option turns most any nightstand into a secret hiding place... the power strip has 2-110V outlets and 2 USB plug ins.



Touch the sensor on the side and the soft glow will not disturb the sleeping. Option LEDN.



Turn any small top dresser or chest drawer into a jewelry drawer with our SJT option.



Now you can plug in anything with this PSO option. Features 2-110V outlets and 2 USB plug ins. Available on any nightstand.

#### STANDARD FEATURES:

- 1" solid tops
- 1" rounded drawer fronts
- Soft-close under mount drawers 18" deep in dressers and chests
- Beveled mirrors
- Adjustable leveling glides on cases
- Two adjustable shelves in armoire
- 10" siderails on bed
- Compliant to Sturdy Act – all clothing storage units

#### OPTIONAL FEATURES:

- Underbed drawers SRO
- Exchange armoire shelves for clothes rod
- Additional hardware pgs. 142-145









*Jacobson*



Lynbrook Bed

*Jacobson Headboard with  
SPO (storage platform option)*

*Hardware: Black Mission*

*Wood: Quarter-sawn Oak*

*Stain: Michael's Cherry*

*Jacobson Collection line drawings on page 160*





**JAC8**  
Jacobson Chest  
8 drawer  
41w x 21½d x 57½h  
  
Shown with D-524 BL



**JADOC**  
Jacobson Door Chest  
6 drawer, 1 door  
41w x 21½d x 57½h  
  
1 shelf  
  
Shown with D-524 BL



**JAD12**  
Jacobson Dresser  
12 drawer  
66w x 21½d x 48h

**JAMM-2**  
Jacobson Mirror  
57w x 27h






**JAMEC**  
Jacobson Media Chest  
3 drawer  
41w x 21½d x 43½h



**JANS3**  
Jacobson  
Nightstand  
3 drawer w/  
pull out tray  
24½w x  
19¼d x  
31½h



**JANS1**  
Jacobson Nightstand  
open slat  
24½w x 19¼d x 29h



**JASU**  
Jacobson Storage Unit  
11 drawer, 3 door  
60w x 21½d x 76h



Our STP option turns most any nightstand into a secret hiding place... the power strip has 2-110V outlets and 2 USB plug ins.



Turn any small top dresser or chest drawer into a jewelry drawer with our SJT option.



Now you can plug in anything with this PSO option. Features 2-110V outlets and 2 USB plug ins. Available on any nightstand.

#### STANDARD FEATURES:

- 1" solid tops
- Pull out tray in nightstand
- Soft-close under mount drawers 18" deep in dressers and chests
- Beveled, wall mounted mirror
- Adjustable leveling glides on cases
- Back board on tops
- Compliant to Sturdy Act – all clothing storage units

#### OPTIONAL FEATURES:

- Attach mirror to dresser
- Wood bed frame for headboard
- Underbed drawers SRO
- Additional hardware pgs. 142-145









*Larado*

*Larado Collection line drawings on page 161*





**LAD9**  
Larado Dresser  
9 drawers  
66w x 22d x 45h

**LAML-2**  
Larado Mirror  
43w x 33h



**LAC5**  
Larado Chest  
5 drawers, 1 secret drawer  
41w x 22d x 53h

Hardware: 55273-BBR  
Wood: Rustic Cherry  
Plank Top,  
Barnwood Texture  
Stain: Michael's Cherry  
Low Sheen

**LAD7**  
Larado Dresser  
7 drawers  
66w x 22d x 38h

**LAML-1**  
Larado Mirror  
41w x 43h





**LALC**  
Larado Lingerie Chest  
4 drawers, 1 secret drawer  
27w x 18d x 53h




**LANS1**  
Larado Nightstand  
1 drawer, open below  
24w x 18d x 31½h



**LANS3**  
Larado Nightstand  
3 drawers  
27w x 18d x 31½h



**LANS1D**  
Larado Nightstand  
1 drawer, 1 door  
24w x 18d x 31½h




Plank top with saw cuts



Plank top joints



Felt Lined Secret Drawer




From the comfort of your bed, touch the sensor on the side and the soft glow will not disturb the sleeping. Option LEDN.

#### STANDARD FEATURES:

- 1⅜" plank tops with barnwood texture
- Felt lined secret drawer in chest
- Felt lined secret drawer in lingerie
- Soft-close under mount drawers 18" deep in dressers and chests
- Beveled mirror
- Adjustable leveling glides on cases
- 2 adjustable shelves in armoire
- Compliant to Sturdy Act – all clothing storage units

#### OPTIONAL FEATURES:

- 1⅜" solid tops (no saw cuts)
- Slat or wood panel headboard
- Underbed drawers SRO
- Exchange shelves for clothes rod in armoire
- Additional hardware pgs. 142-145









# Laurel



*All Laurel pieces are built with elegantly curved fronts as seen in this view of the Laurel 2 drawer nightstand.*

Laurel Collection line drawings on page 162



# Laurel



**LLDR60**  
Laurel Dresser  
6 drawers  
60w x 23d x 36h

**LLMR41**  
Laurel Mirror  
41w x 41h

Hardware: R-2445935904

Wood: Brown Maple

Stain: Chocolate Spice




**LLNS2**  
Laurel Nightstand  
2 drawers  
27w x 18½d x 26½h



**LLC5**  
Laurel Chest  
5 drawers  
41w x 23d x 52h



Our STP option turns most any nightstand into a secret hiding place... the power strip has 2-110V outlets and 2 USB plug ins.



Touch the sensor on the side and the soft glow will not disturb the sleeping. Option LEDN.



Cedar Drawer Bottom. Option CDB is available with any drawer. (Specify which drawer.)

**LLNS1**  
Laurel Nightstand  
1 drawer  
27w x 18¼d x 30½h



**STANDARD FEATURES:**


- Boat shaped top with underbevel
- Soft-close under mount drawers 18" deep in dressers and chests
- Elegant curved front on casegoods
- Beveled mirrors
- Adjustable leveling glides on cases
- Compliant to Sturdy Act – all clothing storage units

**OPTIONAL FEATURES:**

- Underbed drawers SRO
- Additional hardware pgs. 142-145




**LLNS3**  
Laurel Nightstand  
3 drawers  
27w x 18¼d x 30½h











*Medina*



MSWQ  
Medina Solid Wood Queen Bed

Medina Collection line drawings on page 163







Collection shown with Medford Bed  
fabric headboard with nailhead trim



# Medina



Medina Bed

Wood: Knotty Alder

Finish: Chamois

Hardware: K2980-ORB

Medina Collection line drawings on page 163

Fabric: C2-11 Canvas

Nailheads: Natural



Medina



**MED7**  
Medina Dresser  
7 drawers  
66w x 21<sup>3</sup>/<sub>4</sub>d x 35<sup>1</sup>/<sub>2</sub>h

**MEM41**  
Medina Mirror  
41w x 39<sup>1</sup>/<sub>2</sub>h

Hardware: 53012-G10

Wood: Cherry

Stain: Baywood

**MENS2**  
Medina Nightstand  
2 drawers  
26w x 16<sup>1</sup>/<sub>2</sub>d x 28<sup>1</sup>/<sub>2</sub>h






**MEC6**  
Medina Chest  
6 drawers  
40w x 21<sup>3</sup>/<sub>4</sub>d x 52<sup>1</sup>/<sub>2</sub>h

**MB48** (shown)  
Medina Bench  
48w x 16d x 19h

**MB36**  
36w x 16d x 19h



Our STP option turns most any nightstand into a secret hiding place... the power strip has 2-110V outlets and 2 USB plug ins.



Touch the sensor on the side and the soft glow will not disturb the sleeping. Option LEDN.



Turn any small top dresser or chest drawer into a jewelry drawer with our SJT option.



Now you can plug in anything with this PSO option. Features 2-110V outlets and 2 USB plug ins. Available on any nightstand.

#### STANDARD FEATURES:

- 1" solid tops
- Fully faced overlay drawer fronts
- Full access drawers 18" deep in dressers and chests
- Beveled mirrors
- Adjustable leveling glides on cases
- Compliant to Sturdy Act – all clothing storage units

#### OPTIONAL FEATURES:

- Soft-close undermount drawers
- Underbed drawers SRO
- Additional hardware  
pgs.142-145







*Mulholland*

*Mulholland Collection line drawings on page 164*





**MHDR72**  
Mulholland Dresser  
6 drawers  
72w x 22¼d x 40h

**MHMR**  
Mulholland Mirror  
39½w x 39½h

Hardware: 7345192-CHBRZ  
7345128-CHBRZ

Wood: Brown Maple


Stain: Crystal Shore  
D22N10408  
3 Sheen



**MHC5**  
Mulholland Chest  
5 drawers  
36w x 22¼d x 52½h



**MHNS2**  
Mulholland Nightstand  
2 drawers  
28w x 17d x 29h



Touch the sensor on the side and the soft glow will not disturb the sleeping. Option LEDN.



Our STP option turns most any nightstand into a secret hiding place... the power strip has 2-110V outlets and 2 USB plug ins.




Turn any small top dresser or chest drawer into a jewelry drawer with our SJT option.

**STANDARD FEATURES:**

- Solid side panels
- Angle front post
- Radius front corners
- Adjustable leveling glides on cases
- Soft-close undermount drawers 18" deep in dressers and chests
- Compliant to Sturdy Act – all clothing storage units

**OPTIONAL FEATURES:**

- Underbed drawers SRO
- Exchange armoire shelves for a clothes rod
- Additional hardware  
pgs.142-145









*Nova*

Wood: *White Oak*  
Finish: *Natural and Muted Black*  
*3 Sheen*

*Nova Collection line drawings on page 165*







*Nova*

Wood: *White Oak*  
Finish: *Natural*  
*3 Sheen*

*Nova Collection line drawings on page 165*





**NO6DR60**  
Nova Dresser  
6 drawers  
60w x 21d x 38h

**NOMR**  
Nova Mirror  
35<sup>3</sup>/<sub>8</sub>"w x 35<sup>3</sup>/<sub>8</sub>"h

Wood: White Oak  
Stain: Natural  
3 Sheen



**NOC4**  
Nova Chest  
4 drawers  
37w x 21d x 42<sup>1</sup>/<sub>2</sub>h



**NONS3**  
Nova Nightstand  
3 drawers  
21<sup>1</sup>/<sub>2</sub>w x 16d x 26h

Touch the sensor on the side and the soft glow will not disturb the sleeping. Option LEDN.

Now you can plug in anything with this PSO option. Features 2-110V outlets and 2 USB plug ins. Available on any nightstand.


Cedar Drawer Bottom. Option CDB is available with any drawer. (Specify which drawer.)

**STANDARD FEATURES:**

- Soft-close under mount drawers 18" deep in dressers and chests
- Beveled mirrors
- Adjustable leveling glides on cases
- Solid top and sides
- Recessed cutout hand holds
- Bed comes standard with a platform, no box spring needed
- Compliant to Sturdy Act – all clothing storage units

**OPTIONAL FEATURES:**

- Standard pulls or knobs on drawers
- Additional hardware pgs. 142-145











# *Palisade*

Wood: *Rustic Hickory*

Stain: *Limed Oak FC 108  
with Graphite FC 7131 Tops*

*Palisade Collection line drawings on page 166*




# Palisade



**PAD2D**  
Palisade Dresser  
8 drawers, 2 doors  
66w x 22d x 45½h

**PAMQ-2**  
Palisade Mirror  
48½w x 33h



**PANS3**  
Palisade Nightstand  
3 drawers  
27w x 18d x 27½h



**PABC**  
Palisade Blanket Chest  
Available w/cedar  
bottom insert  
48w x 20d x 28h

Cushion Optional

Hardware: 1586-WID Knob

Wood: Rustic Hickory

Stain: Golden Harvest






**PADOC**  
Palisade Chest  
6 drawers, 1 door  
43w x 22d x 50½h

**PAA**  
Palisade 1 Piece Armoire  
2 drawers, 2 doors  
45w x 22d x 65h

2 shelves



Our STP option turns most any nightstand into a secret hiding place... the power strip has 2-110V outlets and 2 USB plug ins.



Touch the sensor on the side and the soft glow will not disturb the sleeping. Option LEDN.




Turn any small top dresser or chest drawer into a jewelry drawer with our SJT option.

#### STANDARD FEATURES:

- Soft-close under mount drawers 18" deep in dressers and chests
- Beveled mirrors
- Adjustable leveling glides on cases
- Two adjustable shelves in armoire
- Mitered drawer fronts and doors
- V-groove panels in bed and cases
- Compliant to Sturdy Act – all clothing storage units

#### OPTIONAL FEATURES:

- Underbed drawers SRO
- Exchange armoire shelves for clothes rod
- Additional hardware pgs.142-145









# Reseda



Reseda King Bed  
with Fabric Headboard

Wood: *Brown Maple*  
Finish: *Muted Black 3 Sheen*  
Hardware: *Z110DACM*

Reseda Collection line drawings on page 167







Collection shown with Reseda Bed  
fabric headboard



## Reseda



Reseda King Bed  
Wood Headboard

Wood: White Oak

Finish: Bamboo 3 Sheen

Hardware: 797596195

Reseda Collection line drawings on page 167

Fabric: C7-7 Scoop





**REDR**  
Reseda Dresser  
6 drawers  
66w x 21½d x 37¾h

**REMR**  
Reseda Mirror  
39¼w x 35¼h



Hardware: 797596195

Wood: White Oak

Stain: Bamboo  
3 sheen



**RENS332**  
Reseda Nightstand  
3 drawers  
32w x 17d x 28h





### REC5

Reseda Chest  
5 drawers  
40w x 21½d x 51¼h

Touch the sensor on the side and the soft glow will not disturb the sleeping. Option LEDN.



Now you can plug in anything with this PSO option. Features 2-110V outlets and 2 USB plug ins. Available on any nightstand.



Turn any small top dresser or chest drawer into a jewelry drawer with our SJT option.

#### STANDARD FEATURES:

- Solid side panels
- Radius front corners
- Reeded drawer fronts
- Adjustable leveling glides on cases
- Soft-close undermount drawers 18" deep in dressers and chests
- Bed comes standard with a platform, no box spring needed
- Compliant to Sturdy Act – all clothing storage units

#### OPTIONAL FEATURES:

- Underbed drawers SRO
- Exchange armoire shelves for a clothes rod
- Additional hardware pgs.142-145



### RENS3

Reseda Nightstand  
3 drawers  
24w x 17d x 28h

Wood: *Brown Maple*

Finish: *Muted Black 3 Sheen*

Hardware: *Z110DACM*

Reseda Collection line drawings on page 167







# Royal Mission

Royal Mission Collection line drawings on page 168



# Royal Mission



**RMD12**  
Royal Mission Dresser  
12 drawers  
68w x 22d x 48h

**RMMK-2**  
Royal Mission Mirror  
53w x 31h



**RMBC**  
Royal Mission  
Blanket Chest  
Available w/cedar  
bottom insert  
48w x 20d x 28h

Cushion Optional



**RMLC**  
Royal Mission  
Lingerie Chest  
29w x 18d x 55h

Hardware: *Traditional Black  
Mission Pulls*

Wood: *Quarter-sawn  
White Oak*

Stain: *Michael's  
Cherry*



### RMCH

Royal Mission Chifforobe  
56w x 22d x 73h

Left: 3 shelves, 1 clothes rod  
Right: 1 shelf



### RMNS3

Royal Mission  
3 Drawer  
Nightstand  
27w x 18d  
x 29½h



### RMNS1

Royal Mission  
Open Slat Nightstand  
27w x 18d x 29½h



### RMC6

Royal Mission Chest  
40¼w x 22d x 51h



Our STP option turns most any nightstand into a secret hiding place... the power strip has 2-110V outlets and 2 USB plug ins.



Touch the sensor on the side and the soft glow will not disturb the sleeping. Option LEDN.



Turn any small top dresser or chest drawer into a jewelry drawer with our SJT option.



No wasted space... Our bed storage rail option SRO is available with most beds.

#### STANDARD FEATURES:

- 1" solid tops
- Walnut inlays
- Full access drawers 18" deep in dressers and chests
- 3/4" slat sides
- Adjustable leveling glides on cases
- Beveled mirrors
- Compliant to Sturdy Act – all clothing storage units

#### OPTIONAL FEATURES:

- No walnut inlays
- Solid sides on cases
- Soft-close undermount drawers
- Underbed drawers SRO
- Additional hardware pgs.142-145











Collection shown with  
Kuntry Mission Bed



# Schwartz Mission



Lynbrook Bed

Wood: *Brown Maple*

Stain: *Asbury Brown  
Low Sheen*

Schwartz Mission Collection line drawings on page 169



# Schwartz Mission



**SMD10**  
Schwartz Mission Dresser  
10 drawers  
66w x 21½d x 37h

*This piece shown  
in Michael's Cherry*

**SMD56**  
Schwartz Mission  
Dresser  
7 drawers  
56w x 21d x 34h

**SMMI-I**  
Schwartz Mission  
1 piece Mirror  
40w x 45h



**MIBC**  
Schwartz Mission  
Blanket Chest  
48w x 20d x 28h  
Cushion Optional  
Shown with reverse  
panel sides  
Available with  
cedar bottom insert

Hardware: *Traditional Black  
Mission Hardware*

Wood: *Oak*

Stain: *Sealy*





**SMGC**  
Schwartz  
Mission  
Grand Chest  
6 drawers  
42w x 21½d x 52h

*This piece shown  
in Michael's Cherry*



**SMNS1**  
Schwartz Mission  
Open Slat  
Nightstand  
24½w x 19d x 26h

**SMNS2D**  
Schwartz Mission  
Nightstand  
1 drawer, 2 doors  
23w x 18d x 23¾h




**SMNS3D**  
Schwartz Mission  
Nightstand  
3 deep drawers  
23w x 18d x 32h




**SMCH**  
Schwartz Mission Chifforobe  
48w x 21½d x 70h

Left: 3 shelves, 1 clothes rod  
Right: 1 shelf



Our STP option turns most any nightstand into a secret hiding place... the power strip has 2-110V outlets and 2 USB plug ins.



Touch the sensor on the side and the soft glow will not disturb the sleeping. Option LEDN.



Now you can plug in anything with this PSO option. Features 2-110V outlets and 2 USB plug ins. Available on any nightstand.



Cedar Drawer Bottom. Option CDB is available with any drawer. (Specify which drawer.)

#### STANDARD FEATURES:

- Slat side panels
- Full access drawers 18" deep in dressers and chests
- Beveled mirrors
- Adjustable leveling glides on cases
- Compliant to Sturdy Act – all clothing storage units

#### OPTIONAL FEATURES:

- Solid or reverse panel sides
- Soft-close undermount drawers
- Underbed drawers SRO
- Additional hardware pgs.142-145











# Sonoma



**SONS3-BB**  
Sonoma Nightstand

Hardware: A868 MB  
 Wood: Brown Maple /  
 Vintage Barnwood Texture  
 Stain: RR-012 Rockwood Brown – low sheen  
 Bed shown with: Sliding door footboard option  
 SDFB-BB Black Metal Base option

Sonoma Collection line drawings on page 171







# *Sonoma*

Hardware: *M1017 Black*

Wood: *Brown Maple*

Stain: *OCS-133 Tundra*

*Sonoma Collection line drawings on page 171*



**New for 2025 – Items on this page are in stock and able to ship finished in 2 weeks!**  
Ordering guidelines: Only available in brown maple. King or queen size bed. No customizations and no options.  
Included hardware is M1017-FB. Any standard OCS or Finish Works colors available.

Sonoma



**SO6DR60**  
Sonoma Dresser  
6 drawers  
60w x 20¾d x 36h

**SOMR42**  
Sonoma Mirror  
42w x 42h



**SONS3**  
Sonoma Nightstand  
3 drawer  
30w x 18¾d x 30h

Hardware: M1017 Black  
Wood: Brown Maple  
Stain: OCS-133 Tundra



**Sonoma Bed**  
Headboard 54" h  
Footboard 24" h  
Overall Size: King 79½" x 85"  
Queen 63½" x 85"  
Full 57½" x 79"

**SOC6**  
Sonoma Chest  
6 drawers  
40w x 20¾d x 52h





**SODR8**  
Sonoma Dresser  
8 drawers  
66w x 20¾d x 46h

**SOMR48**  
Sonoma Mirror  
48w x 32h



**SONS3**  
Sonoma Nightstand  
3 drawer  
30w x 18¾d x 30h



**SODOC**  
Sonoma Door Chest  
1 door, 5 drawers  
40w x 20¾d x 52h

1 shelf

Hardware: *P-3000-BI*

Wood: *Oak*

Stain: *Briar – low sheen*



Touch the sensor on the side and the soft glow will not disturb the sleeping. Option LEDN.



Now you can plug in anything with this PSO option. Features 2-110V outlets and 2 USB plug ins. Available on any nightstand.



No wasted space... Our bed storage rail option SRO is available with most beds.

#### STANDARD FEATURES:

- Solid sides
- Beveled mirrors
- Adjustable leveling glides on cases
- Soft-close under mount drawers 18" deep in dressers and chests
- Compliant to Sturdy Act – all clothing storage units

#### OPTIONAL FEATURES:

- Vintage barnwood texture
- Black metal base – BB
- Sliding door on footboard SDFB
- Underbed drawers SRO
- Additional hardware pgs.142-145







# *Tucson*



Hardware: *TK53BSN*

Wood: *Brown Maple*

Stain: *Almond FC 42000*

Fabric: *R1-32 Snow White*

*Tucson Collection line drawings on page 172*









Collection  
shown with TUWQ Bed



# Tucson

## TUFQ

Wood: Brown Maple

Stain: Almond

Fabric: R1-32 Snow



Hardware: TK4 Black

Wood: Walnut

Stain: Natural

Tucson Collection line drawings on page 172





**TU6DR60**  
Tucson Dresser  
6 drawers  
60w x 21d x 40½h

**TUMR45**  
Tucson Mirror  
45w x 37h



**TUNS2**  
Tucson Nightstand  
2 drawer  
24w x 15d x 28½h

Hardware: TK4 Black

Wood: Walnut

Stain: Natural





### TUDOC

Tucson Door Chest  
7 drawers, 1 door  
53w x 21d x 58½h

2 adjustable shelves

Hardware: TK53BSN


Wood: Brown Maple

Stain: Almond FC 42000

**TUC5**  
Tucson Chest  
5 drawers  
38w x 21d x 52½h



Turn any small top dresser or chest drawer into a jewelry drawer with our SJT option.



Touch the sensor on the side and the soft glow will not disturb the sleeping. Option LEDN.




Now you can plug in anything with this PSO option. Features 2-110V outlets and 2 USB plug ins. Available on any nightstand.

#### STANDARD FEATURES:

- Solid top, bottom and sides
- 45° interlocking corners
- Soft-close under mount drawers 18" deep in dressers and chests
- Beveled mirrors
- Fabric panel insert panel
- Adjustable leveling glides on cases
- Compliant to Sturdy Act – all clothing storage units

#### OPTIONAL FEATURES:

- Underbed drawers SRO or 2DFB
- Additional hardware pgs.142-145









*Westmere*

*Westmere Collection line drawings on page 173*





**WED8**  
Westmere Dresser  
8 drawers  
60w x 22d x 42½h

**WEM44**  
Westmere Mirror  
44w x 35h

Hardware: M1003SN  
Wood: Walnut  
Stain: Natural Finish



**WENS3**  
Westmere Nightstand  
3 drawers  
27w x 18d x 29½h



**WENS3**  
Westmere Nightstand  
3 drawers  
27w x 18d x 29½h

Hardware: M1003SN  
Wood: Wormy Maple  
Stain: Bel Air  
Low Sheen






**WEC5**  
Westmere Chest  
5 drawers  
40w x 22d x 53h



Our STP option turns most any nightstand into a secret hiding place... the power strip has 2-110V outlets and 2 USB plug ins.



Touch the sensor on the side and the soft glow will not disturb the sleeping. Option LEDN.



Our bed storage rail option SRO is available with most beds.

**WENS20**  
Westmere Nightstand  
2 drawer w/opening  
27w x 18d x 29½h

Hardware: M1003SN  
Wood: Walnut Top  
Maple Case  
Stain: Natural Finish



**STANDARD FEATURES:**

- 1 3/8" live edge tops
- Recessed top drawer
- Soft-close under mount drawers 18" deep in dressers and chests
- Beveled mirrors
- Adjustable leveling glides on cases
- Compliant to Sturdy Act – all clothing storage units

**OPTIONAL FEATURES:**

- Walnut and maple combination
- Underbed drawers SRO
- Exchange armoire shelves for clothes rod
- Additional hardware pgs.142-145









# Woodmont

Hardware: 765160-143 AN

Wood: Brown Maple

Stain: Almond  
3 Sheen

Woodmont Collection line drawings on page 174







## Woodmont



Woodmont Bed  
shown with fabric headboard  
option

Woodmont Collection line drawings on page 174





**WOD72**  
Woodmont Dresser  
6 drawer  
72w x 21d x 37h

**WOMR53**  
Woodmont Mirror  
53w x 36h



**WONS28**  
Woodmont Nightstand  
2 drawer  
28w x 21d x 24 $\frac{3}{4}$ h

Hardware: 765160-143 AN

Wood: Quarter-sawn Oak

Stain: Harvest  
3 Sheen



**WOC5**  
Woodmont Chest  
5 drawer  
36w x 21d x 56h



Touch the sensor on the side and the soft glow will not disturb the sleeping. Option LEDN.



Now you can plug in anything with this PSO option. Features 2-110V outlets and 2 USB plug ins. Available on any nightstand.



Turn any small top dresser or chest drawer into a jewelry drawer with our SJO option.



No wasted space... Our bed storage rail option SRO is available with most beds.

**STANDARD FEATURES:**


- 2" radius corners
- 1 3/8" solid tops
- Soft-close under mount drawers 18" deep in dressers and chests
- Beveled mirrors
- Two adjustable shelves in armoire
- Adjustable leveling glides on cases
- Compliant to Sturdy Act – all clothing storage units

**OPTIONAL FEATURES:**

- Underbed drawers SRO
- Wood panel headboard
- Fabric panel headboard
- Exchange armoire shelves for clothes rod
- Additional hardware pgs.142-145



# Benches & Blanket Chests



**BRSB**  
Breckenridge  
Storage Bench  
49w x 19d x 29h  
inside storage:  
42w x 12d x 7h



**MB48 (shown)**  
Medina Bench  
48w x 16d x 19h

**MB36**  
36w x 16d x 19h



**ENB48 (shown)**  
Encada Bench  
48w x 16d x 19h

**ENB36**  
36w x 16d x 19h



**ENSB**  
Encada  
Storage Bench  
49w x 19d x 29h



**FHB36**  
36" Farmhouse Bench  
36w x 13d x 19h

**FHB48 (shown)**  
48" Farmhouse Bench  
48w x 13d x 19h



**CHBC**  
 Charleston Blanket Chest  
 Available w/cedar bottom insert  
 (cushion optional)  
 48w x 20d x 28h



**RMBC**  
 Royal Mission  
 Blanket Chest  
 Available w/cedar  
 bottom insert  
 48w x 20d x 28h  
 Cushion Optional



**MIBC**  
 Schwartz Mission  
 Blanket Chest  
 48w x 20d x 28h

Cushion Optional  
 Shown with reverse panel sides  
 Available with cedar bottom insert

**PABC**  
 Palisade Blanket Chest  
 Available w/cedar  
 bottom insert  
 48w x 20d x 28h

Cushion Optional

## Bedstep

**BST**  
 Bedstep  
 22w x 14½h







# Desk Chest

Hardware: 55273-SN

Wood: Brown Maple

Stain: Asbury



## VEDEC

Venice Desk Chest  
5 drawers, 1 file drawer  
42w x 21d x 55h



Door / desk top



Bottom file drawer

What appears to be a drawer, folds down and becomes your desk top while the bottom drawer is made for files. Available in these collections:

- Adrianna
- Belwright
- Breckenridge
- Bungalow
- Charleston
- Encada
- Farmhouse
- Hamilton Court
- Jacobson
- Larado
- Royal Mission
- Schwartz Mission
- Sonoma
- Tucson
- Westmere





**LLNS2**  
Laurel Nightstand

Hardware: *R-2445935904*  
Wood: *Brown Maple*  
Stain: *FP-15809 Metropolitan*

**Adessa Bed**    Fabric: *7-57 Lexi*  
Nail Head: *Pewter*

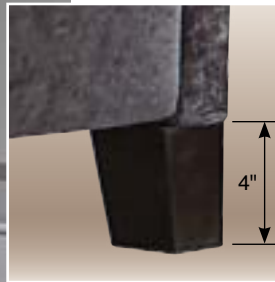
Headboard 54" h  
Footboard 14" h  
Overall Size:  
King 80" x 86"  
Queen 64" x 86"  
Full 58" x 80"




# Fabric Beds

## Here's why our beds are a step above the rest:

- Frames are made with solid oak hardwood – no particle board or soft pine.
- USA made cast aluminum bracket system. Cross slats install in a dovetail pocket.
- Beds are completely covered with fabric – no exposed backs.
- Choose from Heartland Fabrics.
- All beds are available without nailheads.
- Offering Crypton® Home Fabrics with built in stain protection – one less thing to worry about.
- Legs may be stained the color of your choice.
- Box or mattress will start at 6" off the floor.




Stained to your choice



Fabric covered backs



USA made bed bracket system




SROFA

Two drawers each side, standard with side mount full extension slides.



Under Bed Drawers for Fabric Beds

### NAIL HEAD CHOICES (shown at actual size)





# Fabric Beds



## Elliott Bed

Headboard 62" h  
Footboard 14" h

Overall Size:

King 80" x 86"  
Queen 64" x 86"  
Full 58" x 80"

Fabric: C2-12  
Antarctic

Nail Head: Natural

## SONS3

Sonoma Nightstand

Hardware: P 3000 BI

Wood: Rustic Hickory  
Vintage Barnwood Texture

Stain: FC 15743 Briar  
Low Sheen

*Elliott Bed*





**Gabrielle Bed**  
 Headboard 59" h  
 Footboard 14" h

Overall Size:  
 King 80" x 86"  
 Queen 64" x 86"  
 Full 58" x 80"

Fabric: C2-25  
 Quail

Nail Head: Black Nickel

**SONS3**  
 Sonoma Nightstand

Hardware: P 3000 BI  
 Wood: Rustic Hickory  
 Vintage Barnwood Texture  
 Stain: FC 15743 Briar  
 Low Sheen

*Gabrielle Bed*





# Fabric Beds



## Lily Bed

Headboard 59" h  
Footboard 14" h

Overall Size:

King 80" x 86"  
Queen 64" x 86"  
Full 58" x 80"

Fabric: C2-20  
Home

## LLNS2

Laurel Nightstand

Hardware: R-2445935904

Wood: Brown Maple

Stain: FP 15809  
Metropolitan

## Lily Bed





**Lily Bed with wings**

Headboard 59" h  
Footboard 14" h

Overall Size:

King 85" x 86"  
Queen 69" x 86"  
Full 63" x 80"

Fabric: R1-32  
Snow White

**LLNS2**

Laurel Nightstand

Hardware: R-2445935904

Wood: Brown Maple

Stain: FP 15809  
Metropolitan

*Lily Bed with wings*





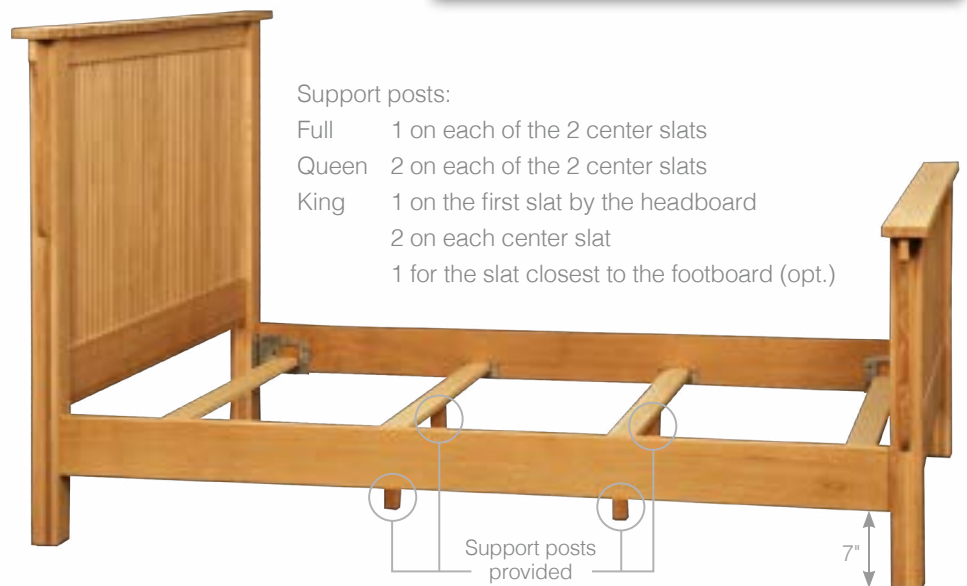






# Beds

Rest assured, our beds are bench built second to none. The headboard and footboard panels as well as cross rails are mortised into the post for the strongest joint possible. Side rails are 1" thick and attach to headboard and footboard with a USA made cast aluminum bracket with a dovetail pocket to hold the cross slats.



Standard on all beds  
distance from floor to bottom of side rail: 7"  
distance from floor to top of cross slat: 9"

Optional low footboard (LF) available on all beds.





# Under Bed Drawers



Underbed drawers are all standard with full extension glides

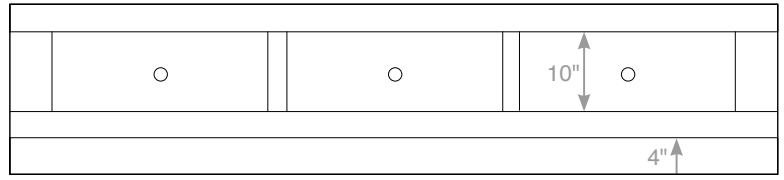
Storage platform option (SPO)  
May be used with any headboard




18" storage rail option **SRO18**



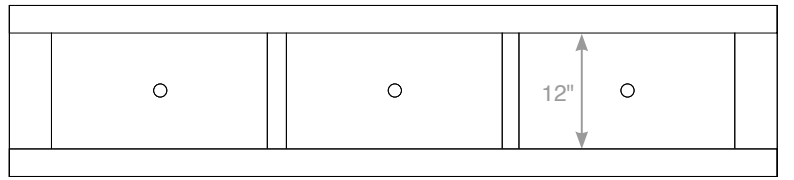
- Storage rail option available with any bed.
- Installs using the same rail brackets.
- 3 section unit for easy shipping.



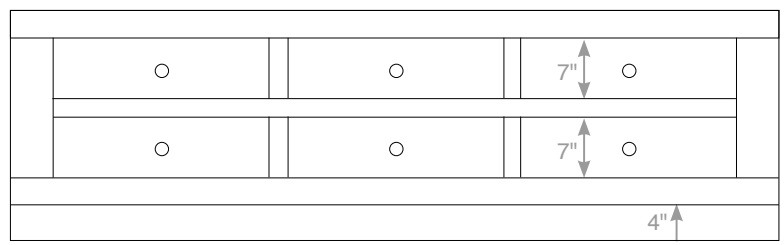
**SRO18T (1 set)**  
Storage Rail with 3 drawers  
80½w x 18h | toe kick 4"h



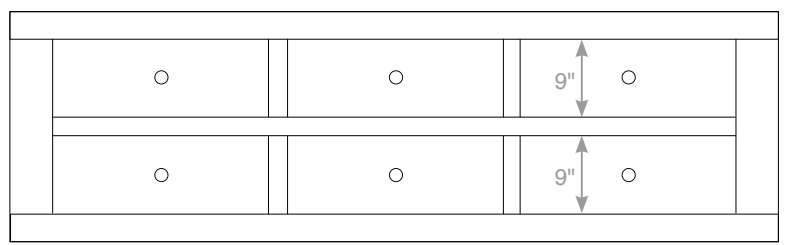
**LFSR**  
Low footboard for use with storage rails SRO18 or SRO24



**SRO18 (1 set)**  
Storage Rail with 3 drawers  
80½w x 18h



**SRO24T (1 set)**  
Storage Rail with 6 drawers  
80½w x 24h | toe kick 4"h



**SRO24 (1 set)**  
Storage Rail with 6 drawers  
80½w x 24h



**Abshire Wood Bed**  
Headboard 66" h  
Footboard 24" h  
Overall Size: King 79½" x 85"  
Queen 63½" x 85"  
Full 57½" x 80"

**Abshire Fabric Bed**  
Headboard 67" h  
Footboard 24" h  
Overall Size: King 81½" x 85"  
Queen 65½" x 85"  
Full 59½" x 80"



**Adrianna Bed**  
Headboard posts 54" h  
In between posts 57" h  
Footboard posts 34" h  
Overall Size: King 82" x 88"  
Queen 66" x 88"  
Full 60" x 82"



**Belwright Bed**  
Headboard Posts 58" h  
Footboard posts 30" h  
Overall Size: King 83" x 88"  
Queen 67" x 88"  
Full 61" x 82"



**Breckenridge Bed**  
Posts 76" h  
In between headboard posts 71" h  
In between footboard posts 39" h  
Overall Size: King 87" x 94½"  
Queen 71" x 94½"  
Full 65" x 88½"

**Bungalow Bed**  
Headboard 62" h  
Footboard 14" h  
Overall Size: King 82½" x 88½"  
Queen 66½" x 88½"  
Full 60½" x 82½"







### Charleston Bed

Headboard posts 71½" h  
In between posts 68¼" h  
Footboard posts 38" h

Overall Size: King 87" x 94½"  
Queen 71" x 94½"  
Full 65" x 88½"



### ◀ Durham Bed

Headboard posts 90" h  
Footboard posts 90" h

### ▼ Durham Bed (w/o canopy posts)

Headboard 53" h  
Footboard 26" h

Overall Size:  
King 80" x 86"  
Queen 64" x 86"  
Full 58" x 80"



### Encada Bed

Headboard posts 58½" h  
Footboard posts 31" h

Overall Size:  
King 86" x 89¼"  
Queen 70" x 89¼"  
Full 64" x 83¼"



### Farmhouse Loft Bed

Headboard posts 57" h  
Footboard posts 24" h

Overall Size:  
King 80" x 85½"  
Queen 64" x 85½"  
Full 58" x 79½"



### Farmhouse Signature Bed

Headboard posts 72" h  
Footboard posts 29" h

Overall Size:  
King 87½" x 86"  
Queen 71½" x 86"  
Full 65½" x 80"





### Francine Bed

Tufted fabric headboard w/buttons or Solid wood  
Headboard posts 74" h  
Footboard posts 24" h

Overall Size:  
California King 87" x 90½"  
King 87" x 86½"  
Queen 75" x 86½"  
Full N/A

### Hamilton Court Bed

Headboard posts 69" h  
Footboard posts 36" h

Overall Size:  
King 92½" x 95½"  
Queen 76½" x 95½"  
Full 70½" x 89½"



### Highland Bed

Headboard 52" h  
Footboard 31" h

Overall Size: King 83" x 88"  
Queen 67" x 88"  
Full 62" x 82"

Shown with  
storage rail option  
**SRO18**

Overall Size: King 83½" x 93½"  
Queen 67½" x 93½"  
Full 61½" x 87½"

### Jacobson Bed

Headboard 52" h  
Platform 18" h



Add side rails and  
low footboard **JAWF**



Shown with storage  
platform option **SPO**



### Kountry Mission Bed

Headboard 56½" h  
Footboard 34½" h

Overall Size:  
King 82¾" x 88"  
Queen 66¾" x 88"  
Full 60¾" x 82"

### Larado Bed

Headboard 63" h, Footboard 36" h  
In between post 2" lower

Overall Size:  
King 80" x 87"  
Queen 64" x 87"  
Full 58" x 81"







**Laurel Bed**  
Headboard 57" h  
Footboard 26" h  
  
Overall Size:  
King 82½" x 86½"  
Queen 66½" x 86½"  
Full 60½" x 80½"



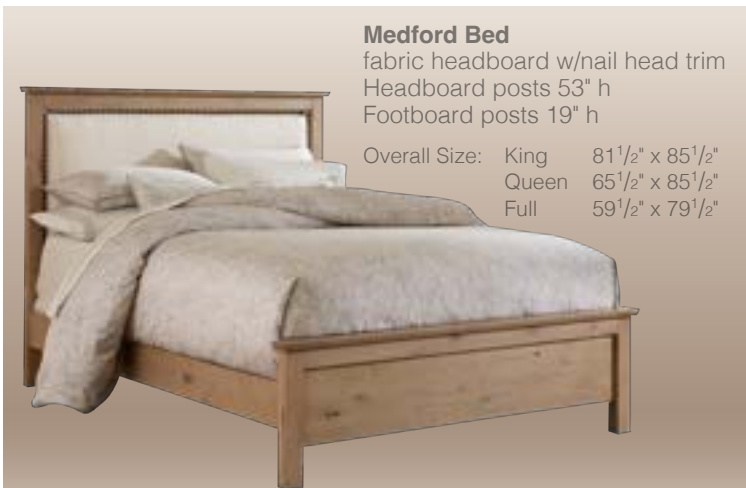
**Lynbrook Bed**  
Headboard 63" h  
Footboard 35" h  
In between post 2" lower  
  
Overall Size:  
King 84" x 90"  
Queen 68" x 90"  
Full 62" x 84"



**Medina Bed (solid wood headboard)**  
Headboard posts 53" h  
Footboard posts 19" h  
  
Overall Size:  
King 81½" x 85½"  
Queen 65½" x 85½"  
Full 59½" x 79½"



**Medina Bed**  
Headboard posts 53" h  
Footboard posts 19" h  
  
Overall Size:  
King 81½" x 85½"  
Queen 65½" x 85½"  
Full 59½" x 79½"



**Medford Bed**  
fabric headboard w/nail head trim  
Headboard posts 53" h  
Footboard posts 19" h  
  
Overall Size: King 81½" x 85½"  
Queen 65½" x 85½"  
Full 59½" x 79½"



**Medford Bed** ▶  
Headboard posts 53" h  
Footboard posts 19" h  
  
Overall Size:  
King 81½" x 85½"  
Queen 65½" x 85½"  
Full 59½" x 79½"

Shown with  
storage rail option **SR018**



#### Mulholland Bed

Headboard 68½" h  
Footboard 28" h

Overall Size:

King	79½" x 84"
Queen	63½" x 84"
Full	58½" x 79"



#### Nova Platform Bed

Headboard 48¼" h  
Footboard 12" h

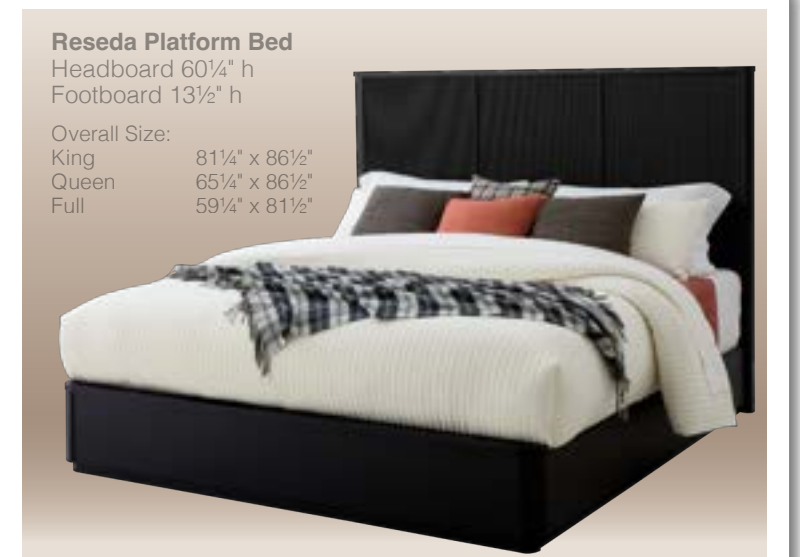
Overall Size:	King	79¾" x 85"
	Queen	63¾" x 85"
	Full	57¾" x 80"



#### Palisade Bed

Headboard 63¾" h  
Footboard 34" h

Overall Size:	King	89½" x 91"
	Queen	73½" x 91"
	Full	67½" x 85"



#### Reseda Platform Bed

Headboard 60¼" h  
Footboard 13½" h

Overall Size:	King	81¼" x 86½"
	Queen	65¼" x 86½"
	Full	59¼" x 81½"



#### Reseda Platform Bed

Headboard 60¼" h  
Footboard 13½" h

Overall Size:	King	81¼" x 86½"
	Queen	65¼" x 86½"
	Full	59¼" x 81½"




#### Royal Mission Bed

Headboard posts 63½" h  
In between posts 61¾" h  
Footboard posts 35½" h

Overall Size:	King	88½" x 90"
	Queen	72½" x 90"
	Full	66½" x 84"





**Sonoma Bed (black metal base)**  
Headboard 54" h  
Footboard 24" h

Overall Size:	King	79½" x 85"
	Queen	63½" x 85"
	Full	57½" x 79"

Shown with sliding door footboard option **SDFB-BB**

**Sonoma Bed**  
Headboard 54" h  
Footboard 24" h

Overall Size:	King	79½" x 85"
	Queen	63½" x 85"
	Full	57½" x 79"





**Sonoma Bed**  
Headboard 54" h  
Footboard 24" h

Overall Size:	King	79½" x 85"
	Queen	63½" x 85"
	Full	57½" x 79"

Shown with storage rail option with toe kick **SRO18T**

**Tucson Bed (standard with fabric headboard)**  
Headboard 58" h  
Footboard 24" h

Overall Size:	King	79½" x 90½"
	Queen	63½" x 90½"
	Full	57½" x 84½"







**Tucson Bed**  
(solid wood headboard)  
Headboard 58" h  
Footboard 24" h

Overall Size:	King	79½" x 90½"
	Queen	63½" x 90½"
	Full	57½" x 84½"

**Westmere Bed**  
Headboard Posts 55" h  
Footboard posts 28" h

Overall Size:	King	80" x 85"
	Queen	64" x 85"
	Full	58" x 79"



**Woodmont Bed**  
Headboard Posts 60½" h  
Footboard posts 15" h

Overall Size:	King	82" x 87"
	Queen	64" x 87"
	Full	60" x 81"



**Woodmont Bed**  
Headboard Posts 60½" h  
Footboard posts 15" h

Overall Size:	King	82" x 87"
	Queen	64" x 87"
	Full	60" x 81"







**M1003SN**  
128mm C

**M1017-Black**  
128mm C

**M1031-ORB**  
128mm C



**A868MB**  
96mm C



**K-527 SIM pull**  
96mm C/C



**P-3448-VB**  
Pull  
3" C



**650 DBAC**  
Knob



**55278BBZ**  
Pull  
160mm C/C



**K 2980-ORB**



**55273-SN**



**2980-SN**



**Bar Pull-SN**  
6<sup>5</sup>/<sub>16</sub> C



**K-3489 SN**  
3" C





**Black Mission**  
3" C




**Black Mission door**  
2 1/4" C



**Gun Metal Mission**



**Gun Metal Mission door**



**1-VNA10516L**  
Pull  
8" C



**P3672 BI pull**  
4" C/C



**P3670 BI knob**



**K-53 BL**



**KR15**  
1" Shaker Knob  
painted black



**TK 740-BL**  
Knob



**TK 741-BL**  
Backplate



**7345192CHBRZ**  
192mm C/C



**7345128CHBRZ**  
128mm C/C





4425 WI



4424 WI  
3" C



4425-ORB



4424-ORB  
3" C



P-3002-BI



3062 BI  
1 1/4" C



K-519-DBN  
(knob)  
1 1/2" x 7/8"



1586WID



P-3000-BI  
96mm C



K-519-96 DBN (pull)  
3 3/4" C



797596195  
96mm C/C



797596165  
96mm C/C



Z110DACM





**765160143-AN**  
160mm



**765160-AE**  
160mm



**BP55274-BBR**  
1 $\frac{3}{8}$ " x 1 $\frac{3}{4}$ "



**BP55273-BBR**  
1 $\frac{1}{4}$ " square



**BP 9464305900 BL**  
305mm C



**117 DACM**  
Knob

**718-128 DACM**  
128mm C



**BP 9464128900 BL**  
128mm C



**293-224-BNBDL**  
8 $\frac{15}{16}$ " C



**R-2445935904**



**283T-BNBDL**  
Knob



**53012-G10**  
Knob



**TK 53 BSN**  
3 $\frac{1}{2}$ " C



**TK 4 BLK**  
5" C/C



**R-39965195**  
128mm C



**TK 1 BLK**  
Knob





## *Care of Hardwood Furniture*

Tips on how to care for your solid hardwood furniture. With proper care your furniture will provide years of enjoyment and will be family heirlooms. Maintain a humidity controlled environment. Your home should be kept in the 35 to 45% humidity range to prevent warping, cracking, and excessive expansion or contraction of raised panels, etc.

Avoid placing your furniture in continued direct sunlight or direct heat source such as furnace ducts, or radiators.

Clean with water using a soft sponge or cloth. Dry immediately with a soft cloth. Avoid polish that contains any silicones.

## *Warranty*

Schwartz Woodworking warrants its materials, construction and workmanship for a period of two years following the date of purchase at a brick and mortar retail store by the original customer. If a defect occurs during that period, we will either repair or replace the item or substitute a like item. The final decision is at the discretion of Schwartz Woodworking. If humidity moves out of the ideal range, solid wood furniture can expand or contract causing splits in grain panels. These symptoms are the result of an uncontrolled environment and are not considered defective. If the environment is not controlled these conditions should be appreciated as an inherent characteristic of solid wood furniture. Due to the wood's "open grain" they tend to expand and/or contract in relationship to their environment. Seasonal gapping or minor cracks in the grain patterns of solid wood are considered a normal occurrence and should not be assumed to be a defect of material or workmanship. If under normal conditions the furniture develops a defect, such as a deep crack, the dealer will visit the customer's home to assess the humidity level. The dealer is responsible for taking a portable hygrometer along to record the humidity level and send the readings to Schwartz Woodworking. If the humidity is not in the range of 35 to 45%, the warranty is void and repair charges can be assessed. The decision to repair or replace the item is at the discretion of Schwartz Woodworking.

## *Limitations*

Warranty does not include freight costs to and from factory or inspection fees, these costs are the responsibility of the customer. Negligence, misuse or accidents by the customer will void the warranty.

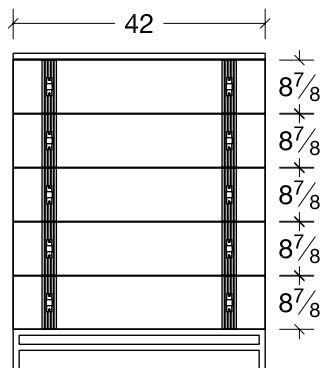
## *Internet Sales*

No warranty on furniture sold online, due to issues that are beyond our control. Online sites are responsible for the product once it leaves our manufacturing shop.

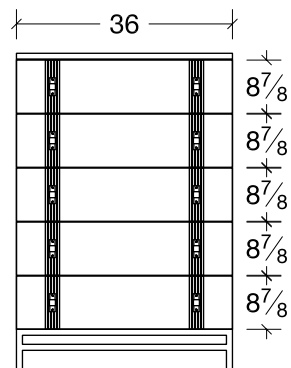
## *Sturdy Act*

All our clothing storage units are compliant with the ASTM F2057-23 rule.

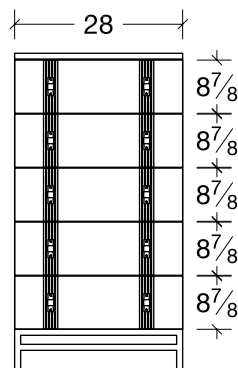




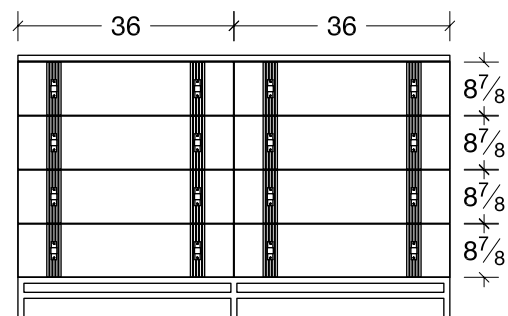
**ABGC**  
Abshire Grand Chest  
5 drawer  
42w x 21d x 53h



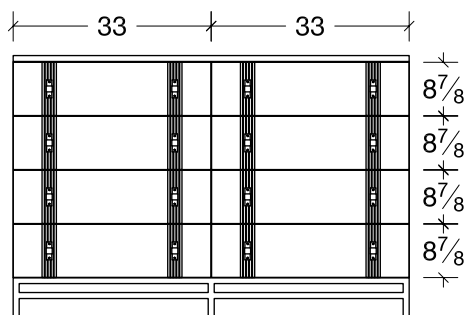
**ABC5**  
Abshire Chest  
5 drawer  
36w x 21d x 53h



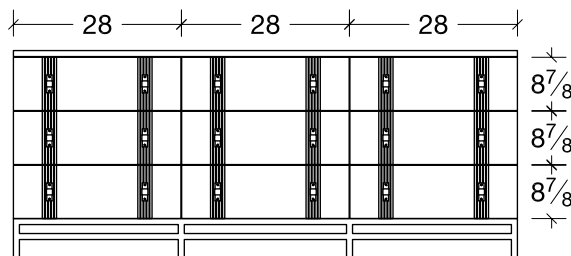
**ABLC**  
Abshire Lingerie Chest  
5 drawer  
28w x 21d x 53h



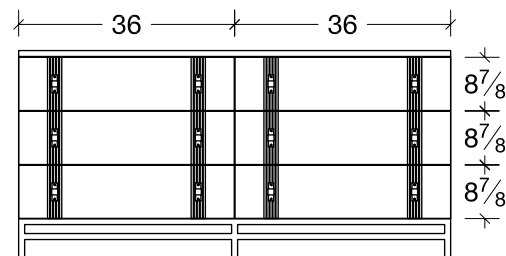
**ABD8**  
Abshire Dresser  
8 drawer  
72w x 21d x 44h



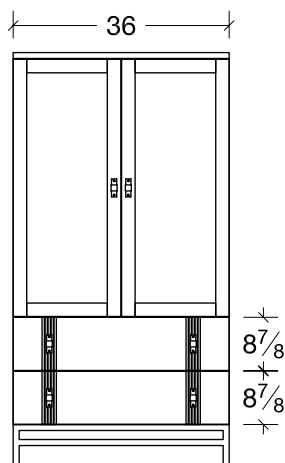
**ABD866**  
Abshire Dresser  
8 drawer  
66w x 21d x 44h



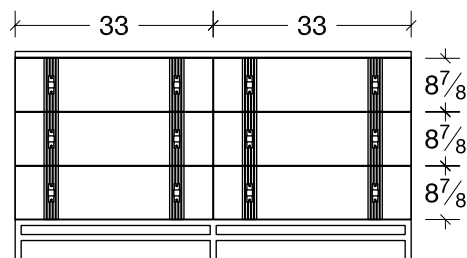
**ABD9**  
Abshire Dresser  
9 drawer  
84w x 21d x 35h



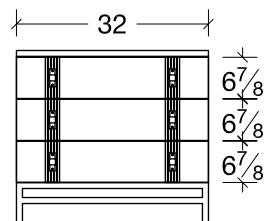
**ABD72**  
Abshire Dresser  
6 drawer  
72w x 21d x 35h



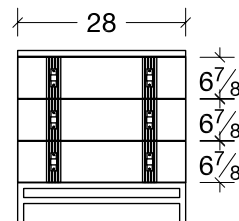
**ABA**  
Abshire Armoire  
2 drawer, 2 door  
36w x 21d x 69h




**ABD66**  
Abshire Dresser  
6 drawer  
66w x 21d x 35h



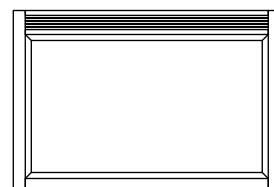
**ABNS332**  
Abshire Nightstand  
3 drawer  
32w x 21d x 29h



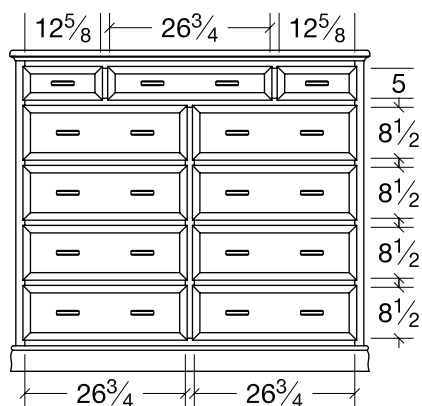
**ABNS328**  
Abshire Nightstand  
3 drawer  
28w x 21d x 29h



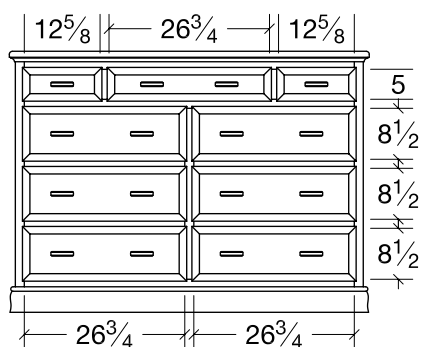
**ABMR38**  
Abshire Mirror  
44 1/2w x 38h



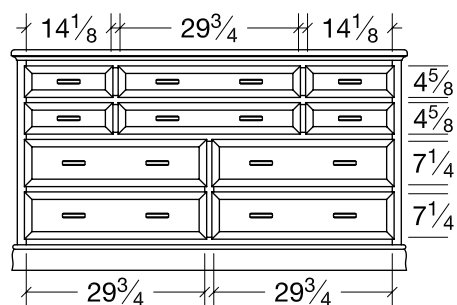
**ABMR30**  
Abshire Mirror  
44 1/2w x 30h



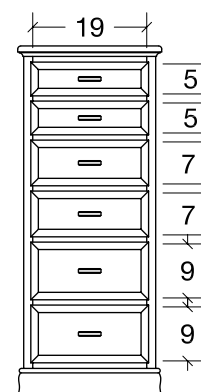
**ADHB**  
Adrianna Highboy Dresser  
11 drawer  
60w x 20d x 53h



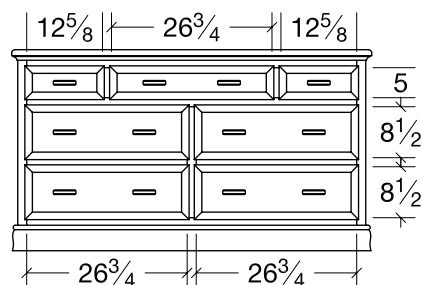
**ADD9**  
Adrianna Dresser  
9 drawer  
60w x 20d x 43 1/2h



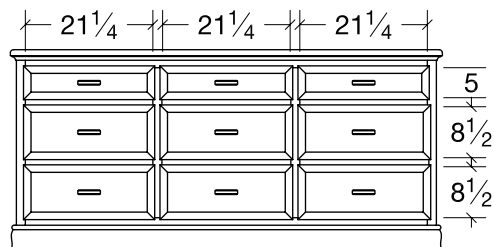
**ADD10**  
Adrianna Dresser  
10 drawer  
66w x 21d x 36 3/4h



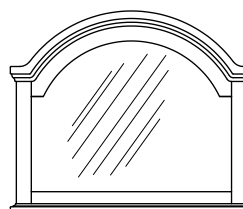
**ADLC**  
Adrianna Lingerie Chest  
6 drawer  
24w x 17d x 58h




**ADD7**  
Adrianna Dresser  
7 drawer  
60w x 20d x 33 1/2h



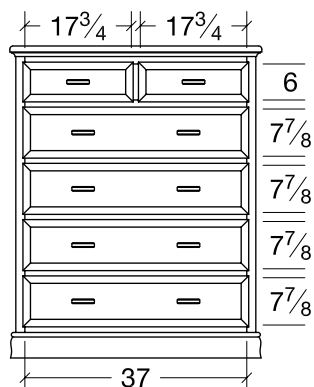
**ADD72**  
Adrianna Dresser  
9 drawer  
72w x 20d x 33 1/2h



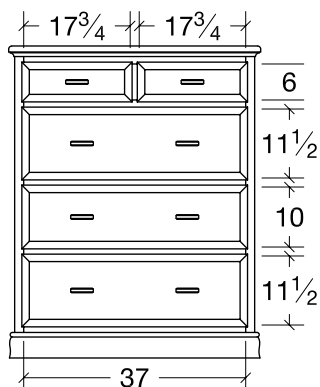
**ADMH-1**  
Adrianna Mirror H.  
40w x 33 1/2h



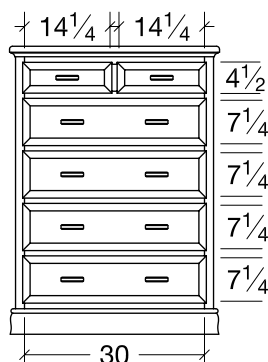
**ADMH-2**  
Adrianna Mirror H.  
40w x 43 1/2h



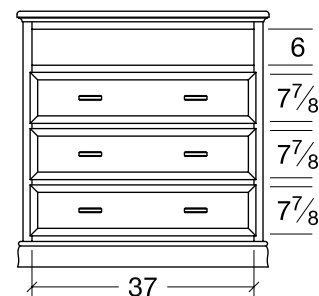
**ADGC**  
Adrianna Grand Chest  
6 drawer  
42w x 20d x 52h



**ADDEC**  
Adrianna Desk Chest  
5 drawer  
42w x 20d x 52h

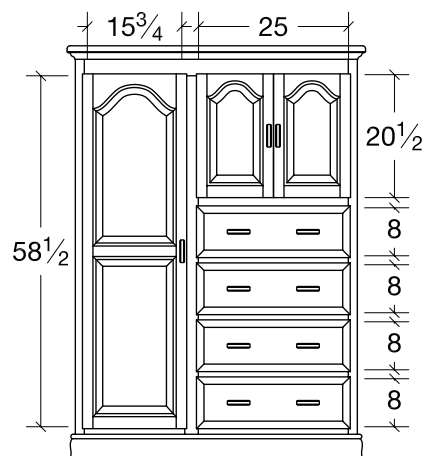


**ADC6**  
Adrianna Chest  
6 drawer  
35w x 20d x 48h

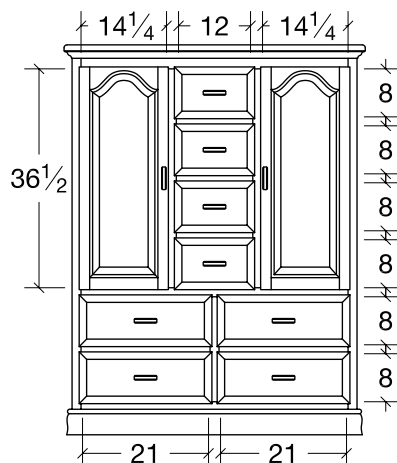


**ADMEC**  
Adrianna Media Chest  
3 drawer, 1 opening  
42w x 20d x 42h

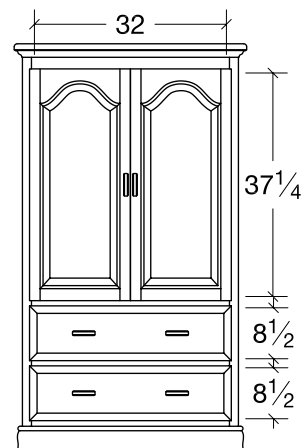




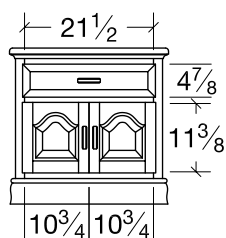
**ADCH**  
Adrianna Chifferobe  
4 drawer, 3 door  
49w x 21 1/2d x 69h



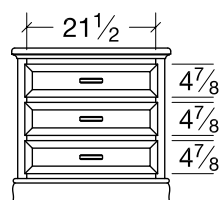
**ADDOC**  
Adrianna Door Chest  
8 drawer, 2 door  
49 1/2w x 21 1/2d x 65h



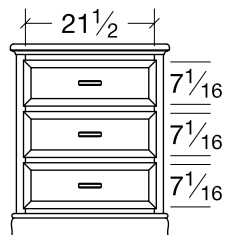
**ADA1**  
Adrianna Armoire  
2 drawer, 2 door  
38w x 21 1/2d x 68h



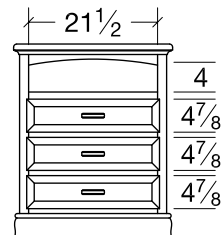
**ADNS2D**  
Adrianna Nightstand  
1 drawer, 2 door  
26 1/2w x 17d x 26h



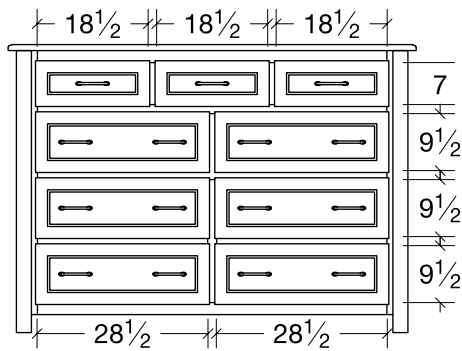
**ADNS3**  
Adrianna Nightstand  
3 drawer  
26 1/2w x 17d x 26h



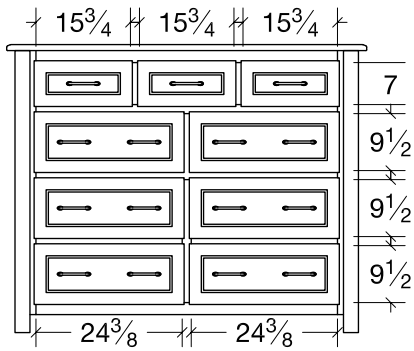
**ADNS3D**  
Adrianna Nightstand  
3 deep drawer  
26 1/2w x 17d x 32 1/2h



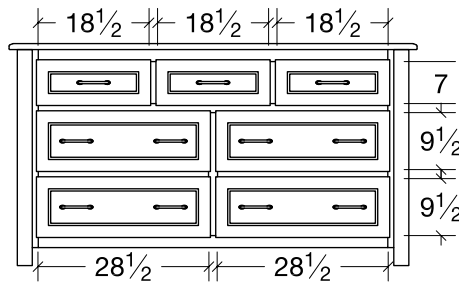
**ADNS30**  
Adrianna Nightstand  
3 drawer, 1 opening  
26 1/2w x 17d x 32 1/2h



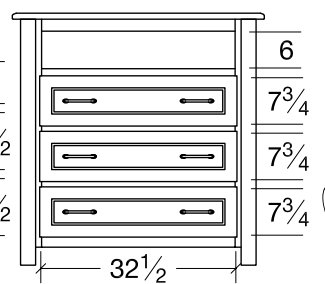
**BED9**  
Belwright Dresser  
9 drawer  
68w x 22d x 48h



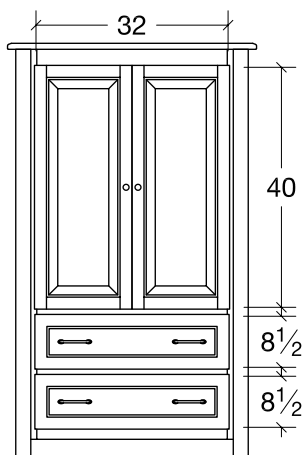
**BE9DR60**  
Belwright Dresser  
9 drawer  
60w x 22d x 48h



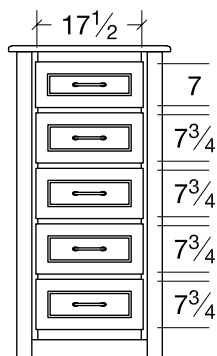
**BED7**  
Belwright Dresser  
7 drawer  
68w x 22d x 37h



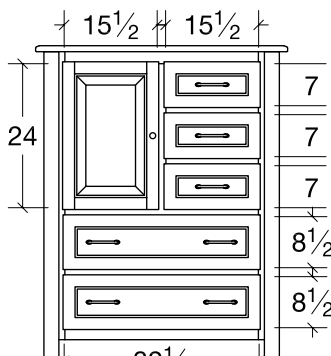
**BEMEC**  
Belwright Media Chest  
3 drawer, 1 opening  
42w x 22d x 42h



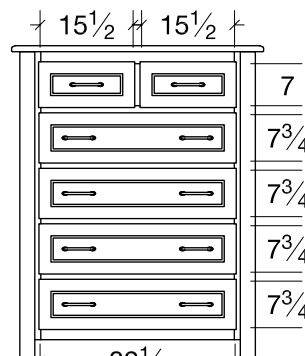
**BEA**  
Belwright Armoire  
2 drawer, 2 door  
41 1/2w x 22d x 69h



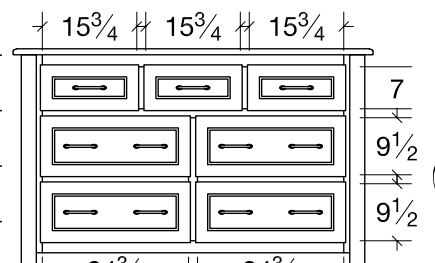
**BELC**  
Belwright Lingerie Chest  
5 drawer  
27w x 19d x 52h



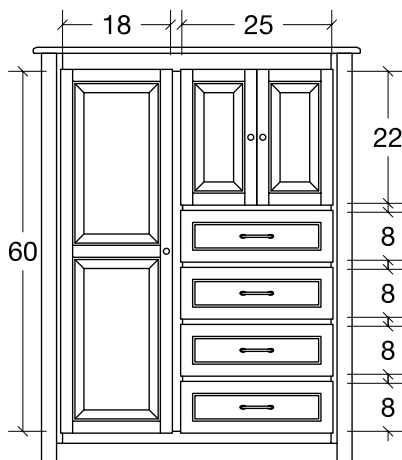
**BEDOC**  
Belwright Door Chest  
5 drawer, 1 door  
42w x 22d x 52h



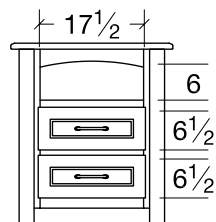
**BEC6**  
Belwright Chest  
6 drawer  
42w x 22d x 52h



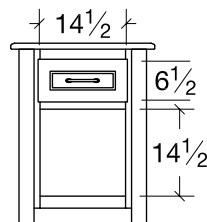
**BE7DR60**  
Belwright Dresser  
7 drawer  
60w x 22d x 37h



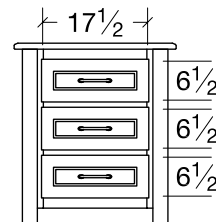
**BECH**  
Belwright Chifferobe  
4 drawer, 3 door  
54 1/2w x 22d x 69h



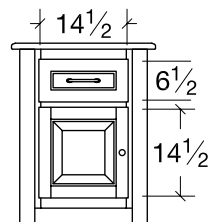
**BENS20**  
Belwright Nightstand  
2 drawer, 1 opening  
27w x 19d x 30 1/2h



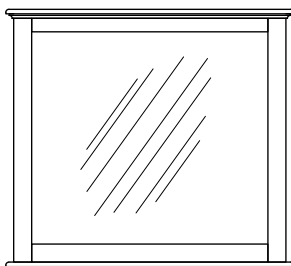
**BENS1**  
Belwright Nightstand  
1 drawer, 1 opening  
24w x 19d x 30 1/2h




**BENS3**  
Belwright Nightstand  
3 drawer  
27w x 19d x 30 1/2h



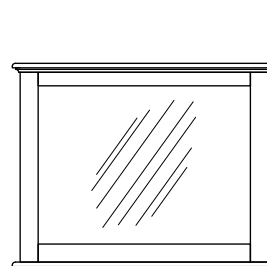
**BENS1D**  
Belwright Nightstand  
1 drawer, 1 door  
24w x 19d x 30 1/2h



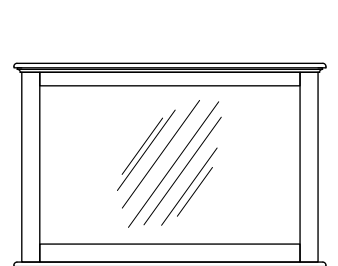
**BEM48**  
Belwright Mirror  
48w x 43h



**BEM42**  
Belwright Mirror  
42w x 41h

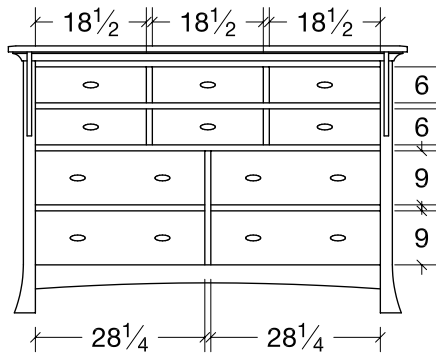


**BEM44**  
Belwright Mirror  
44w x 34h

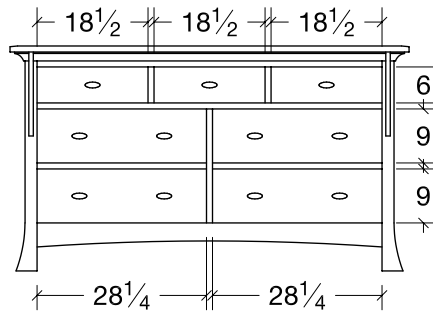


**BEM52**  
Belwright Mirror  
52w x 34h

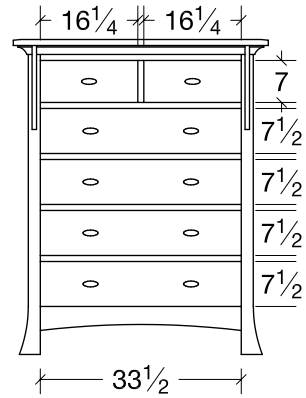




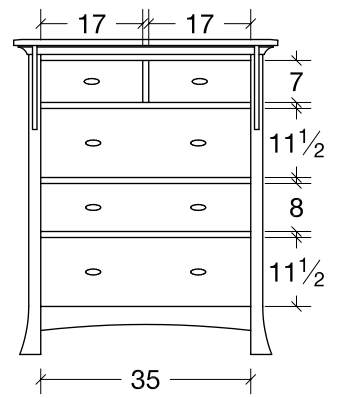
**BRD10**  
Breckenridge Dresser  
10 drawer  
66 1/2w x 23 1/4d x 45h



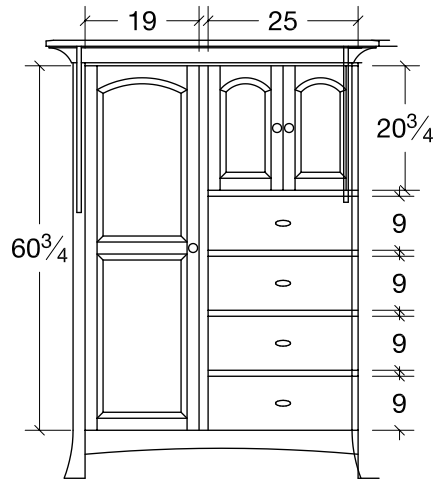
**BRD7**  
Breckenridge Dresser  
7 drawer  
66 1/2w x 23 1/4d x 38h



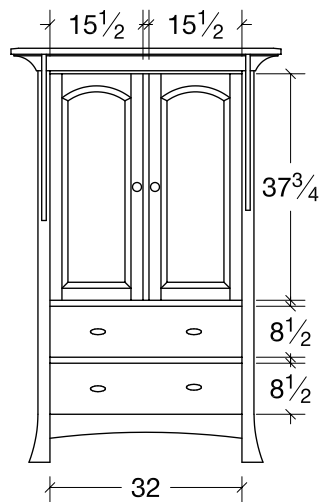
**BRC6**  
Breckenridge Chest  
6 drawer  
42 1/2w x 23 1/4d x 53h



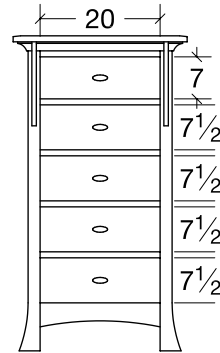
**BRDEC**  
Breckenridge Desk Chest  
5 drawer  
44w x 23 1/4d x 53h



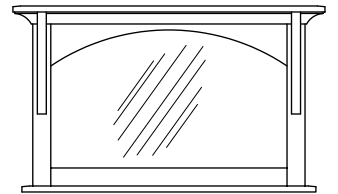
**BRCH**  
Breckenridge Chifferobe  
4 drawer, 3 door  
58 1/2w x 25 1/4d x 73h



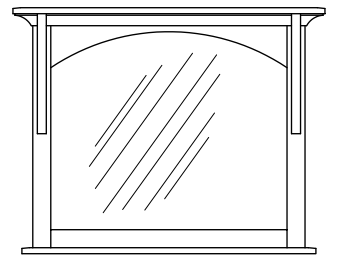
**BRA**  
Breckenridge Armoire  
2 drawer, 2 door  
45w x 25 1/4d x 69h



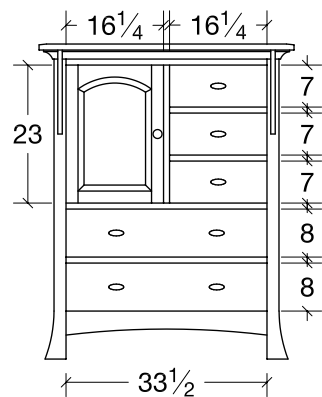
**BRLC**  
Breckenridge Lingerie Chest  
5 drawer  
29w x 18 1/4d x 53h



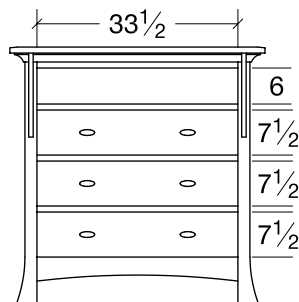
**BRMV1**  
Breckenridge Mirror V.  
52w x 31h



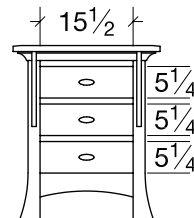
**BRMV2**  
Breckenridge Mirror V.  
52w x 41h



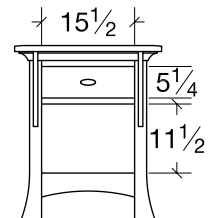
**BRDOC**  
Breckenridge Door Chest  
5 drawer, 1 door  
42 1/2w x 23 1/4d x 53h



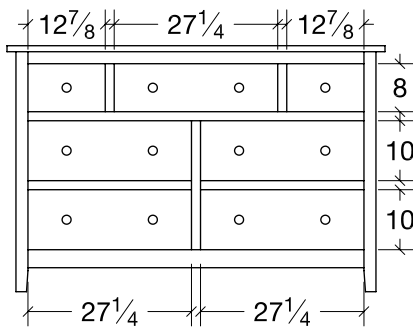
**BRMEC**  
Breckenridge Media Chest  
3 drawer, 1 opening  
42 1/2w x 23 1/4d x 43h



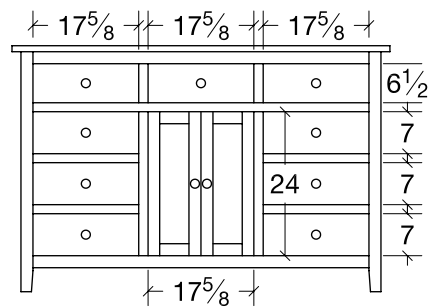
**BRNS3**  
Breckenridge Nightstand  
3 drawer  
24 1/2w x 18 1/4d x 29 1/2h



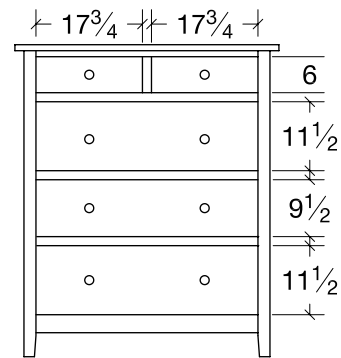
**BRNS1**  
Breckenridge Nightstand  
1 drawer, 1 opening  
24 1/2w x 18 1/4d x 29 1/2h



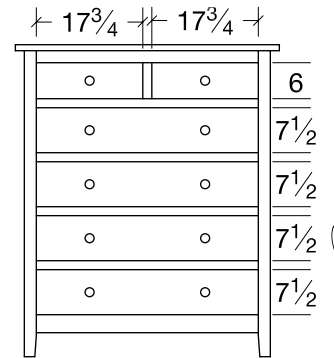
**BUD7**  
Bungalow Dresser  
7 drawer  
63w x 22d x 41h



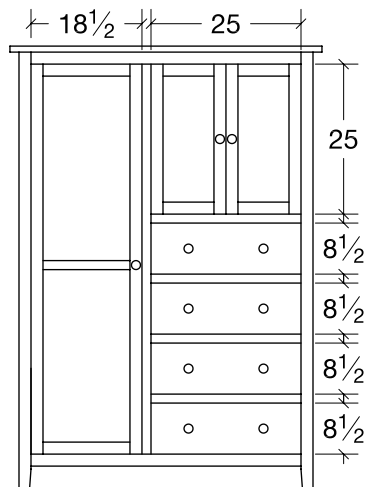
**BUD9**  
Bungalow Dresser  
9 drawer, 2 door  
63w x 22d x 41h



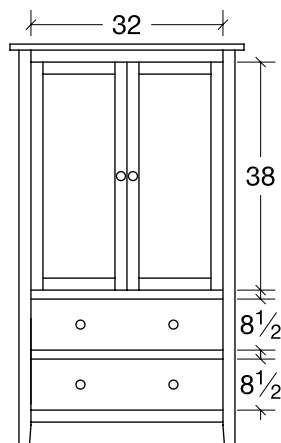
**BUDEC**  
Bungalow Desk Chest  
5 drawer  
44w x 22d x 52h



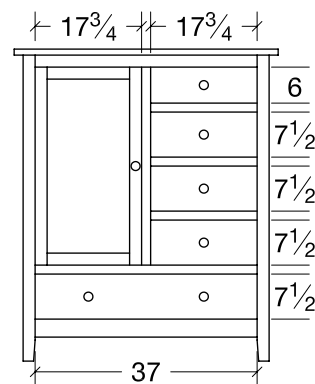
**BUC6**  
Bungalow Chest  
6 drawer  
44w x 22d x 52h



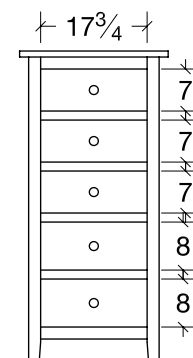
**BUCH**  
Bungalow Chifferobe  
4 drawer, 3 door  
52w x 22d x 74h



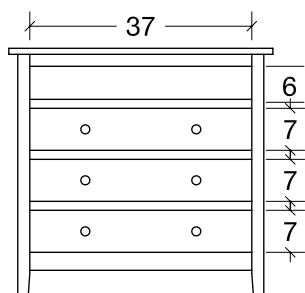
**BUA**  
Bungalow Armoire  
2 drawer, 2 door  
39w x 22d x 67h



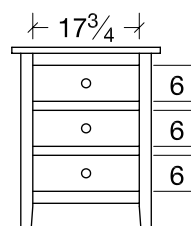
**BUDOC**  
Bungalow Door Chest  
5 drawer, 1 door  
44w x 22d x 52h



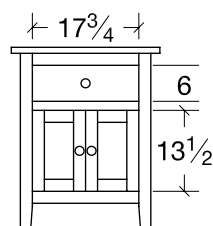
**BULC**  
Bungalow Lingerie Chest  
5 drawer  
24 3/4w x 18 3/4d x 52h



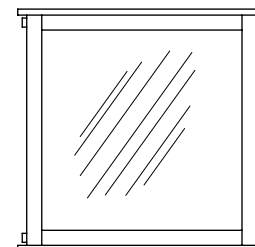
**BUMEC**  
Bungalow Media Chest  
3 drawer, 1 opening  
44w x 22d x 41h



**BUNS3**  
Bungalow Nightstand  
3 drawer  
24 3/4w x 18 3/4d x 30h

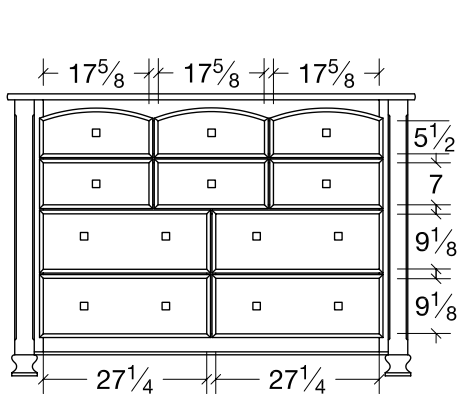


**BUNS2D**  
Bungalow Nightstand  
1 drawer, 2 door  
24 3/4w x 18 3/4d x 30h

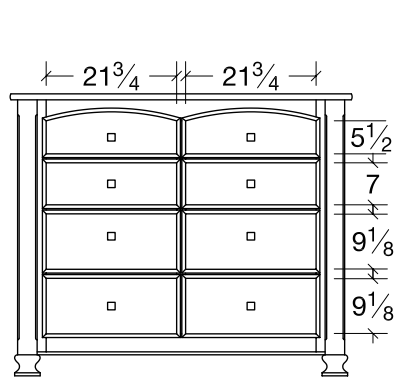


**BUMT**  
Bungalow Mirror T.  
41 3/8w x 40 3/8h

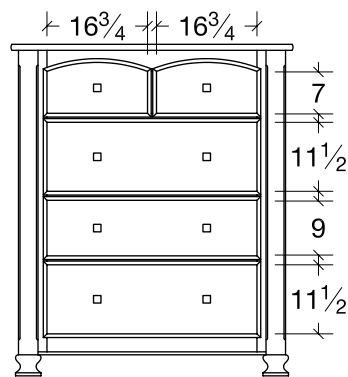




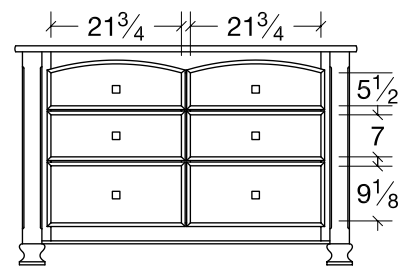
CHD10  
Charleston Dresser  
10 drawer  
68w x 22d x 47h



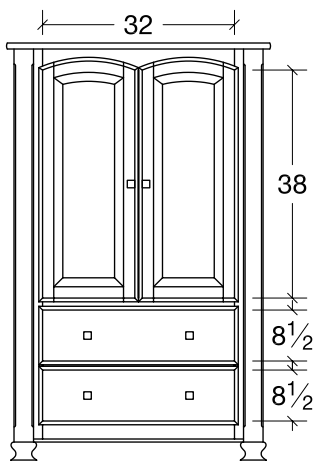
CHD8  
Charleston Dresser  
8 drawer  
57w x 22d x 47h



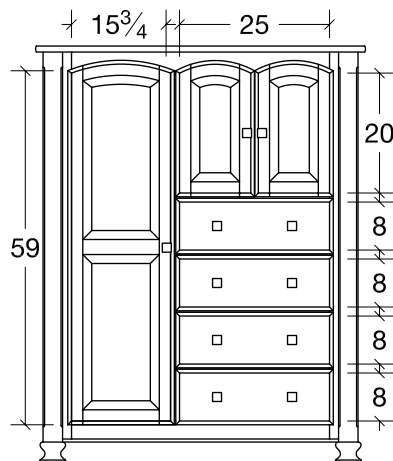
CHDEC  
Charleston Desk Chest  
5 drawer  
47w x 22d x 55 1/4h



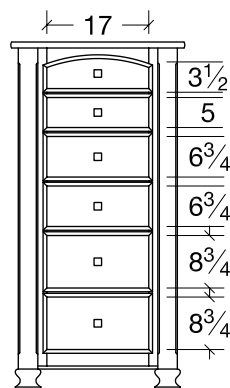
CHD6  
Charleston Dresser  
6 drawer  
57w x 22d x 36 1/2h



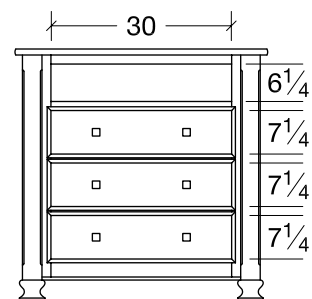
CHA  
Charleston Armoire  
2 drawer, 2 door  
44w x 22d x 70h




CHCH  
Charleston Chifferobe  
4 drawer, 3 door  
55w x 22d x 69 1/2h



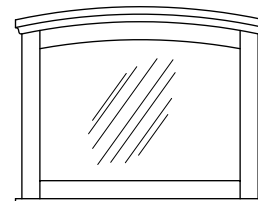
CHLC  
Charleston Lingerie  
Chest  
6 drawer  
29w x 18d x 58h



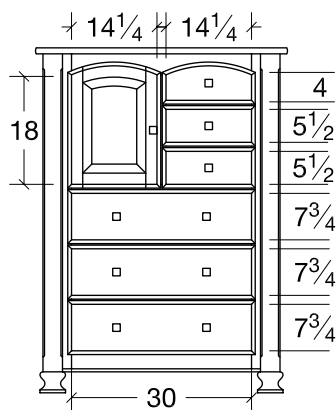
CHMEC  
Charleston Media Chest  
3 drawer, 1 opening  
42w x 22d x 42h



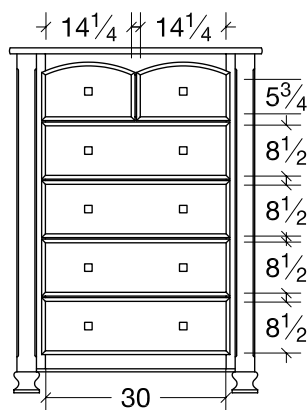
CHMU-2  
Charleston Mirror U.  
41 1/2w x 43h



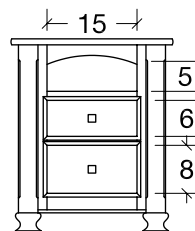
CHMU-1  
Charleston Mirror U.  
41 1/2w x 33h



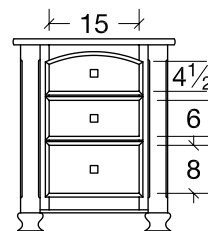
CHDOC  
Charleston Chest  
6 drawer, 1 door  
42w x 22d x 57 1/2h



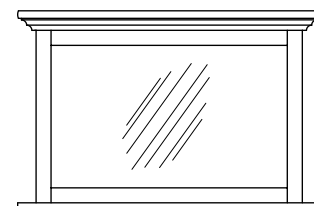
CHC6  
Charleston Chest  
6 drawer  
42w x 22d x 57 1/2h



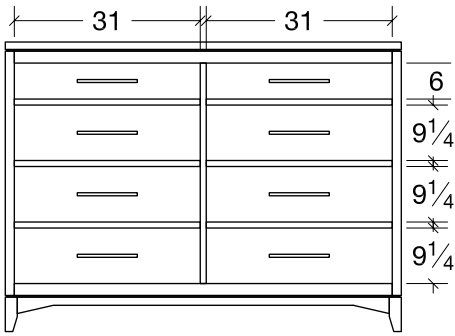
CHNS20  
Charleston Nightstand  
2 drawer, 1 opening  
27x 18x 32 1/2h



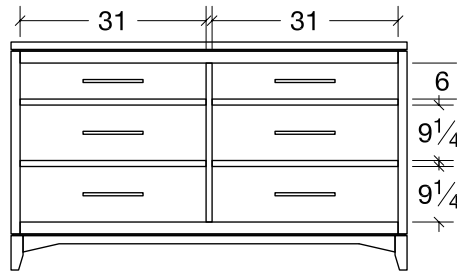
CHNS3  
Charleston Nightstand  
3 drawer  
27x 18x 32 1/2h



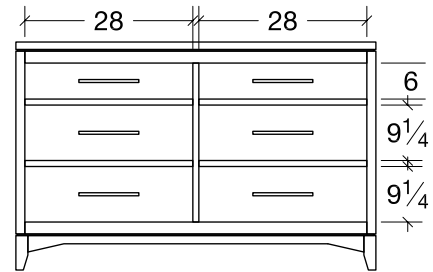
CHMS  
Charleston Mirror S.  
50 1/2w x 33h



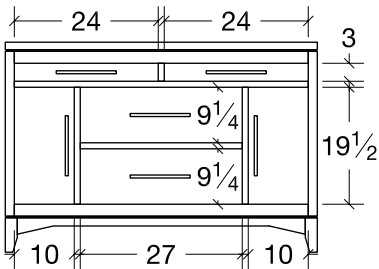
**DUD8**  
Durham Dresser  
8 Drawer  
66w x 21 $\frac{1}{4}$ d x 48 $\frac{1}{4}$ h




**DUDR66**  
Durham Dresser  
6 Drawer  
66w x 21 $\frac{1}{4}$ d x 38h



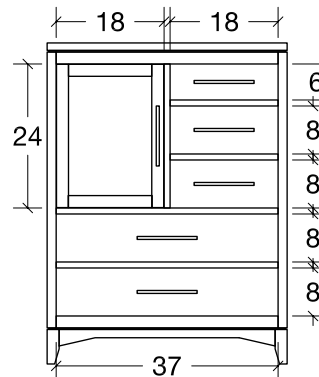
**DUD60**  
Durham Dresser  
6 Drawer  
60w x 21 $\frac{1}{4}$ d x 38h



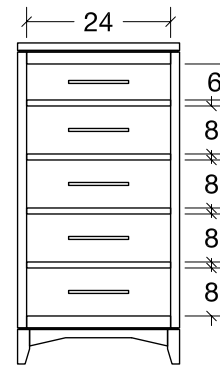
**DUD2D**  
Durham Dresser  
4 Drawer, 2 Door  
52w x 21 $\frac{1}{4}$ d x 35h



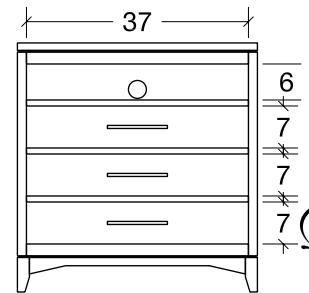
**DUC5**  
Durham Chest  
5 Drawer  
40w x 21 $\frac{1}{4}$ d x 53 $\frac{1}{2}$ h



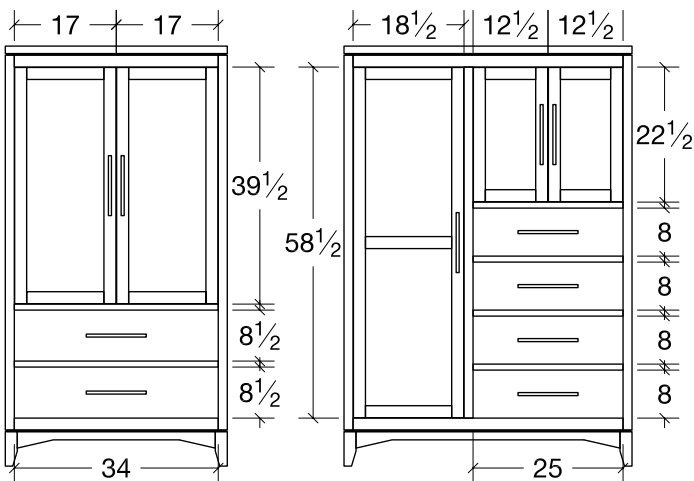
**DUDOC**  
Durham Chest  
5 Drawer, 1 Door  
40w x 21 $\frac{1}{4}$ d x 53 $\frac{1}{2}$ h



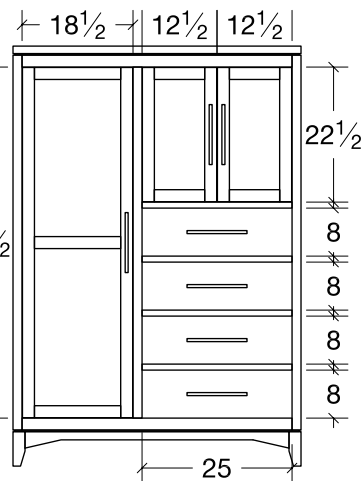
**DULC**  
Durham Lingerie Chest  
5 Drawer  
27w x 18d x 53 $\frac{1}{2}$ h



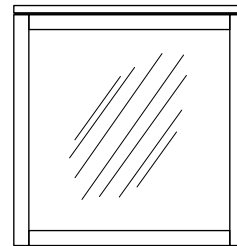
**DUMEC**  
Durham Media Chest  
3 Drawer  
40w x 21 $\frac{1}{4}$ d x 41 $\frac{1}{2}$ h




**DUA**  
Durham Armoire  
2 Drawer, 2 Door  
37w x 21 $\frac{1}{4}$ d x 70h




**DUCH**  
Durham Chifferobe  
4 Drawer, 3 Door  
48w x 21 $\frac{1}{4}$ d x 70h



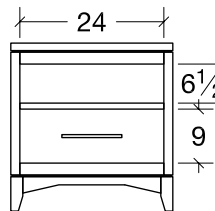
**DUMR 40**  
Durham Mirror  
38 $\frac{1}{2}$ w x 40h



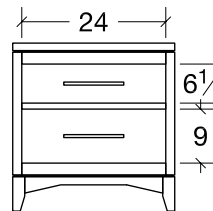
**DUMR 33**  
Durham Mirror  
48 $\frac{1}{2}$ w x 33h



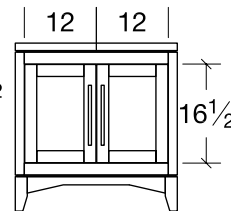
**DUMR 46**  
Durham Mirror  
40 $\frac{1}{2}$ w x 46h



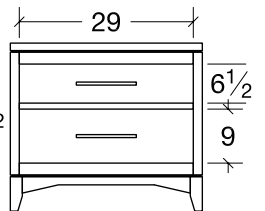
**DUNS10**  
Durham Nightstand  
1 Drawer  
27w x 18d x 28h



**DUNS2**  
Durham Nightstand  
2 Drawer  
27w x 18d x 28h

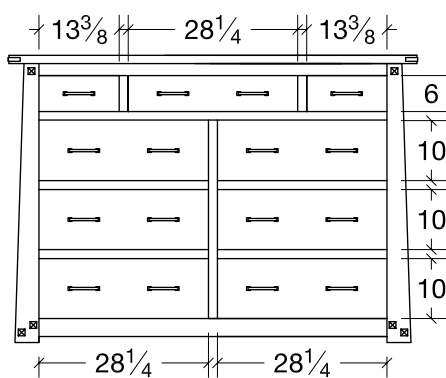


**DUNS2D**  
Durham Nightstand  
2 Door  
27w x 18d x 28h

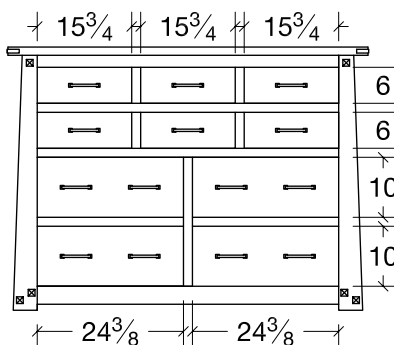


**DUNS32**  
Durham Nightstand  
2 Drawer  
32w x 18d x 28h

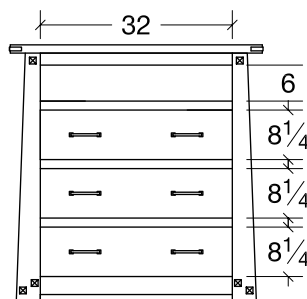




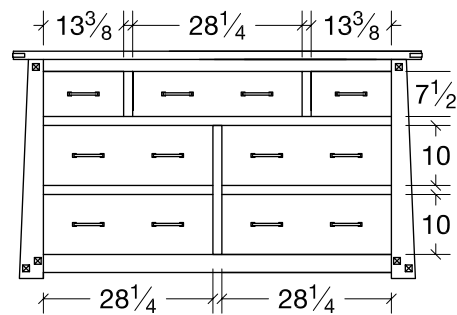
**END9**  
Encada Dresser  
9 drawer  
68w x 21 1/2d x 48h



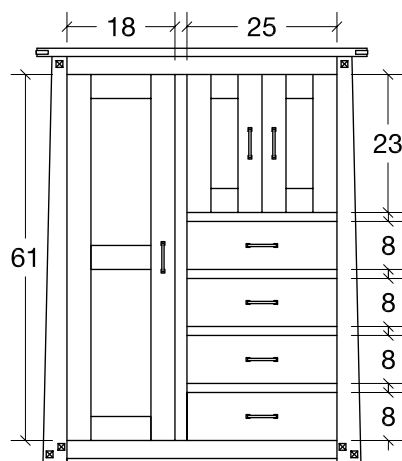
**END10**  
Encada Dresser  
10 drawer  
60w x 21 1/2d x 44h



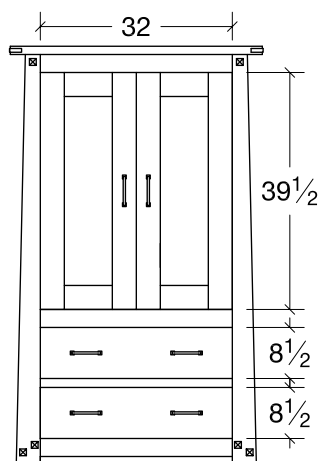
**ENMC**  
Encada Media Chest  
3 drawer, 1 opening  
42w x 21 1/2d x 42 3/4h



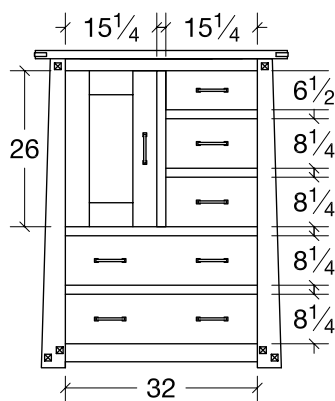
**END7**  
Encada Dresser  
7 drawer  
68w x 21 1/2d x 38h



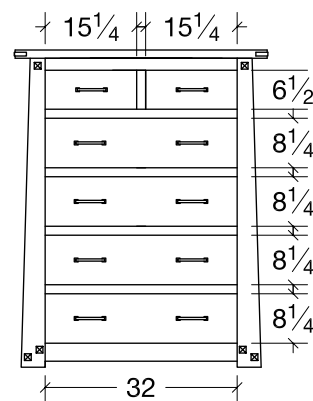
**ENCH**  
Encada Chifferobe  
4 drawer, 3 door  
55w x 21 1/2d x 69 1/2h



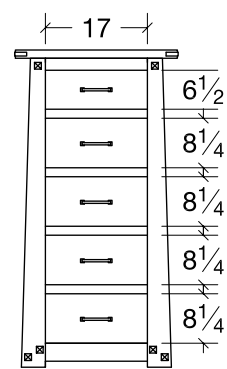
**ENA**  
Encada Armoire  
2 drawer, 2 door  
42w x 21 1/2d x 69 1/2h



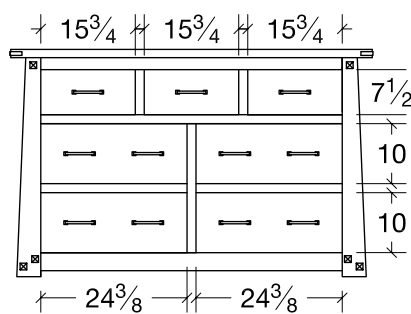
**ENDOC**  
Encada Door Chest  
5 drawer, 1 door  
42w x 21 1/2d x 53h



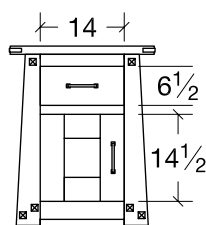
**ENC6**  
Encada Chest  
6 drawer  
42w x 21 1/2d x 53h



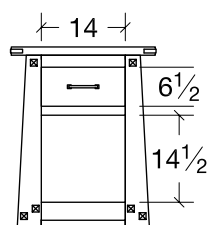
**ENLC**  
Encada Lingerie  
Chest  
5 drawer  
27w x 18d x 53h



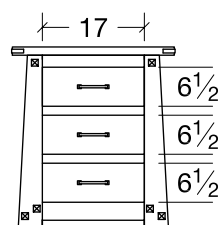
**END60**  
Encada Dresser  
7 drawer  
60w x 21 1/2d x 38h



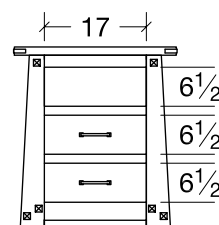
**ENNS1D**  
Encada Nightstand  
1 drawer, 1 door  
24w x 18 3/4d x 30h



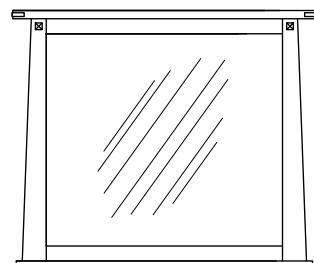
**ENNS10**  
Encada Nightstand  
1 drawer, 1 opening  
24w x 18 3/4d x 30h



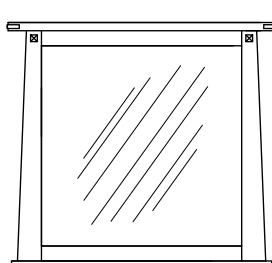
**ENNS3**  
Encada Nightstand  
3 drawer  
27w x 18 3/4d x 30h




**ENNS20**  
Encada Nightstand  
2 drawer, 1 opening  
27w x 18 3/4d x 30h



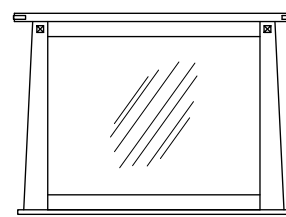
**ENM50**  
Encada Mirror  
50 1/2w x 43h



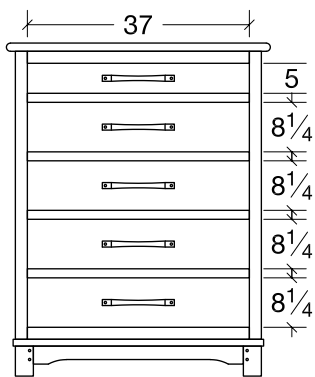
**ENM44**  
Encada Mirror  
44 1/2w x 41h



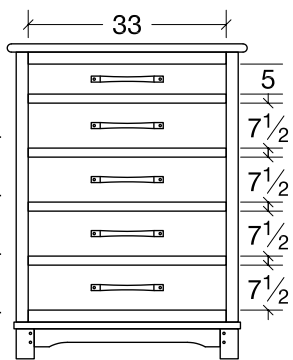
**ENM54**  
Encada Mirror  
54w x 34h



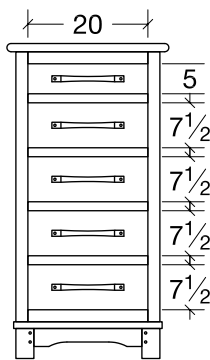
**ENM46**  
Encada Mirror  
46 1/2w x 34h



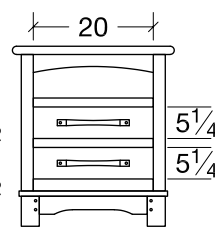
**FHGC**  
Farmhouse Grand Chest  
5 drawer  
44w x 22d x 55 $\frac{1}{2}$ h



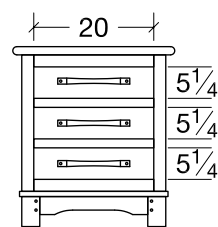
**FHC5**  
Farmhouse 40" Chest  
5 drawer  
40w x 22d x 52 $\frac{1}{2}$ h



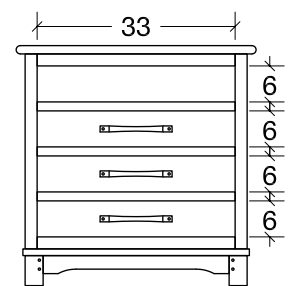
**FHLG**  
Farmhouse Lingerie Chest  
5 drawer  
27w x 17 $\frac{1}{2}$ d x 52 $\frac{1}{2}$ h



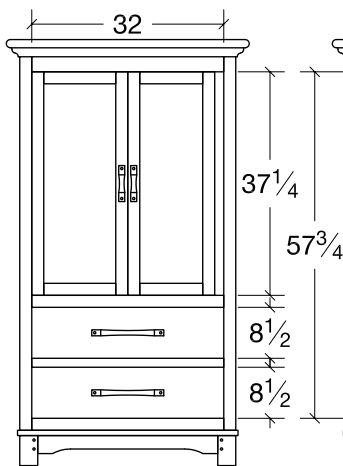
**FHNS20**  
Farmhouse Nightstand  
2 drawer, 1 Opening  
27w x 17 $\frac{1}{2}$ d x 30h



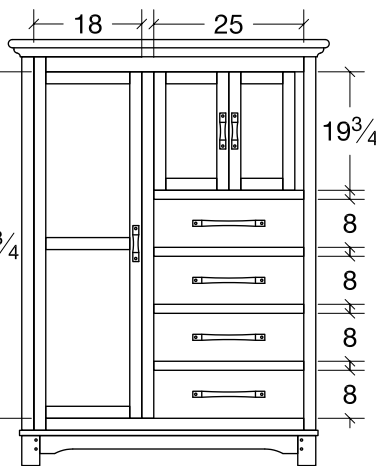
**FHNS3**  
Farmhouse Nightstand  
3 Drawer  
27w x 17 $\frac{1}{2}$ d x 30h



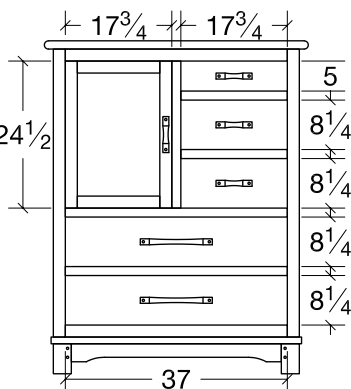
**FHMEC**  
Farmhouse Media Chest  
3 drawer, 1 Opening  
40w x 22d x 40h



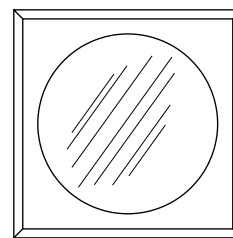
**FHA**  
Farmhouse Armoire  
2 drawer, 2 door  
40 $\frac{1}{2}$ w x 22 $\frac{3}{4}$ d x 71h



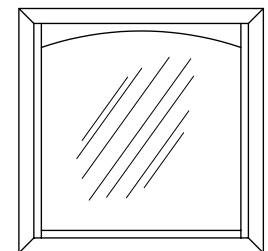
**FHCH**  
Farmhouse Chifferobe  
4 drawer, 3 door  
53 $\frac{1}{2}$ w x 22 $\frac{3}{4}$ d x 71h



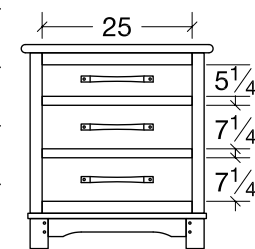
**FHDOC**  
Farmhouse Door Chest  
5 drawer, 1 door  
44w x 22d x 55 $\frac{1}{2}$ h



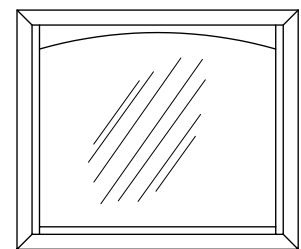
**FHMRRD**  
Farmhouse Mirror  
38w x 38h



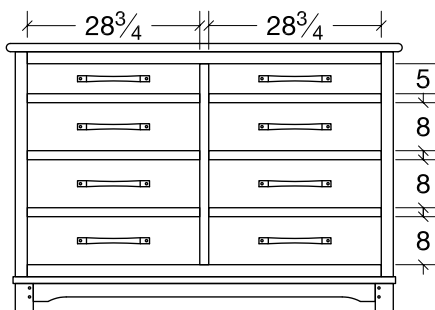
**FHM41**  
Farmhouse Mirror  
41w x 41h



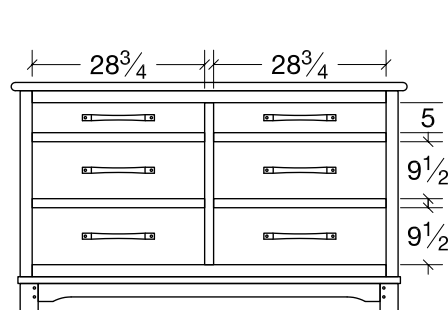
**FHTNS**  
Farmhouse Nightstand  
3 drawer  
32w x 17 $\frac{1}{2}$ d x 34h



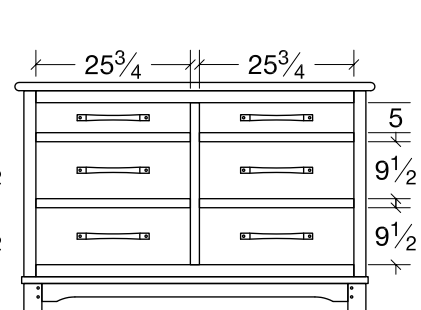
**FHM40**  
Farmhouse Mirror  
47w x 40h  
**FHMR30**  
47w x 30h



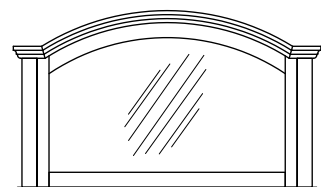
**FHDR8**  
Farmhouse Dresser  
8 drawer  
66w x 22d x 45h



**FHDR6**  
Farmhouse Dresser  
6 drawer  
66w x 22d x 38 $\frac{1}{2}$ h

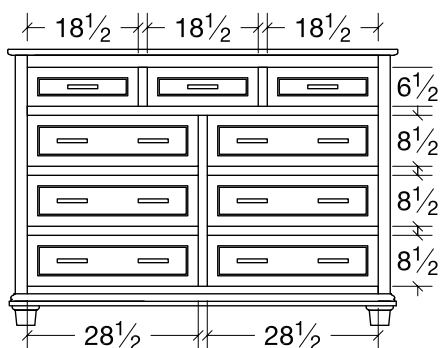


**FH6DR60**  
Farmhouse Dresser  
6 drawer  
60w x 22d x 38 $\frac{1}{2}$ h

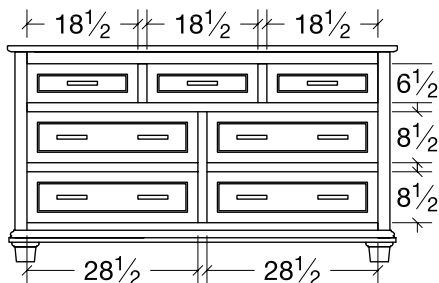


**FHMRA30 $\frac{1}{2}$**   
Farmhouse Mirror  
49 $\frac{7}{8}$ w x 30 $\frac{1}{2}$ h  
**FHMRA40 $\frac{1}{2}$**   
49 $\frac{7}{8}$ w x 40 $\frac{1}{2}$ h

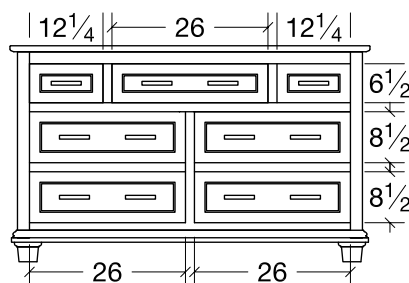




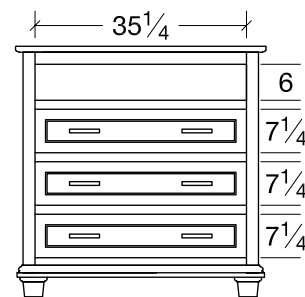
**FRD9**  
Francine Dresser  
9 drawer  
65w x 21<sup>3</sup>/<sub>4</sub>d x 46h



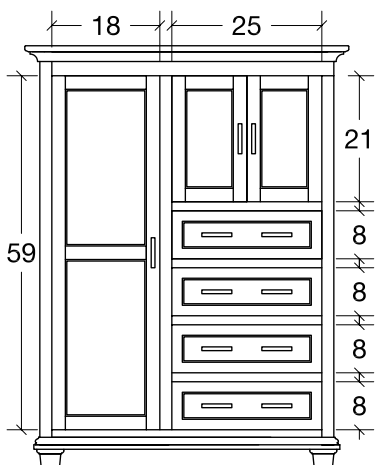
**FRD7**  
Francine Dresser  
7 drawer  
65w x 21<sup>3</sup>/<sub>4</sub>d x 36h



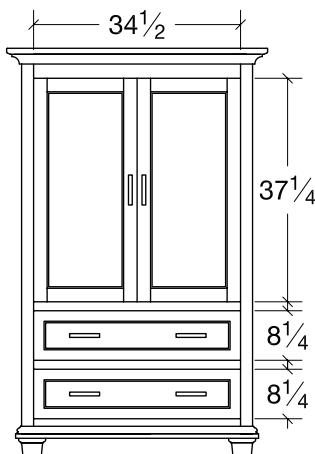
**FRD60**  
Francine Dresser  
7 drawer  
60w x 21<sup>3</sup>/<sub>4</sub>d x 36h



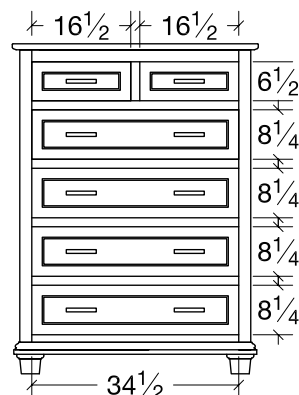
**FRMC**  
Francine Media Chest  
3 drawer, 1 opening  
41w x 21<sup>3</sup>/<sub>4</sub>d x 41<sup>3</sup>/<sub>4</sub>h




**FRCH**  
Francine Chifferobe  
4 drawer, 3 door  
54w x 23d x 70 1/2h




**FRA**  
Francine Armoire  
2 drawer, 2 door  
43 1/2w x 23d x 68 1/4h



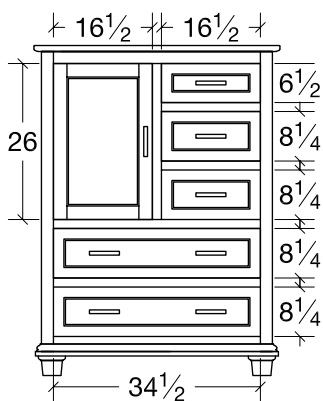
**FRC6**  
Francine Chest  
6 drawer  
41w x 21<sup>3</sup>/<sub>4</sub>d x 55h



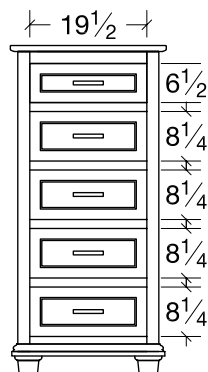
**FRM-1**  
Francine Mirror  
48w x 37h



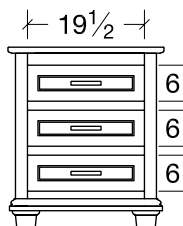
**FRM-2**  
Francine Mirror  
48w x 47h



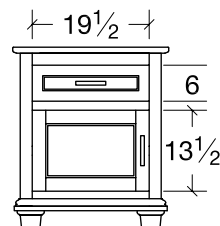
**FRDOC**  
Francine Door Chest  
5 drawer, 1 door  
41w x 21<sup>3</sup>/<sub>4</sub>d x 55h



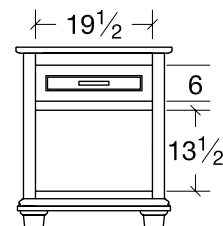
**FRLC**  
Francine Lingerie Chest  
5 drawer  
26w x 18 1/4d x 55h



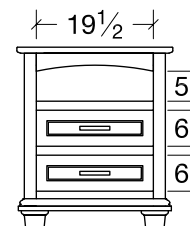
**FRNS3**  
Francine Nightstand  
3 drawer  
26w x 18 3/4d x 30 1/2h



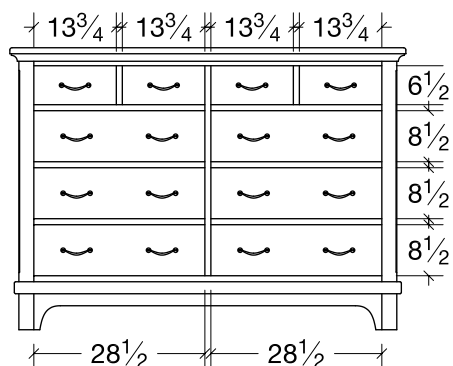
**FRNS1D**  
Francine Nightstand  
1 drawer, 1 door  
26w x 18 3/4d x 30 1/2h



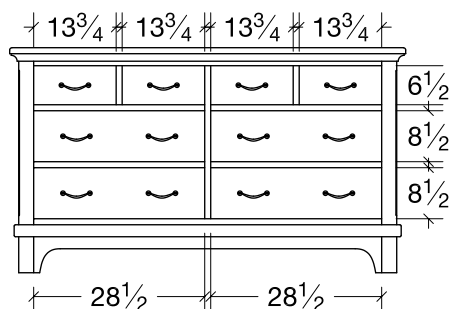
**FRNS1**  
Francine Nightstand  
1 drawer, 1 opening  
26w x 18 3/4d x 30 1/2h



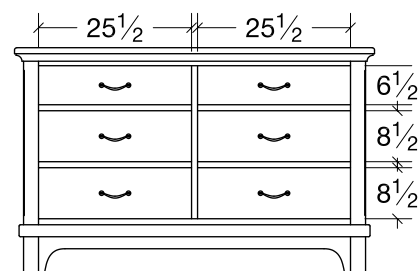
**FRNS2**  
Francine Nightstand  
2 drawer, 1 opening  
26w x 18 3/4d x 30 1/2h



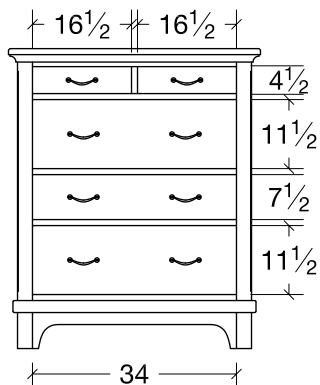
**HCD10**  
Hamilton Court Dresser  
10 drawer  
66w x 22d x 47h



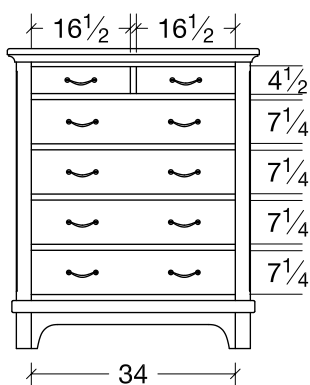
**HCD8**  
Hamilton Court Dresser  
8 drawer  
66w x 22d x 37 1/2 h



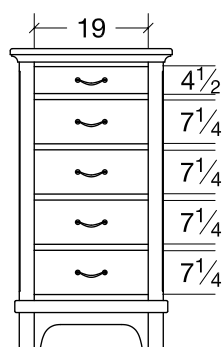
**HCD6**  
Hamilton Court Dresser  
6 drawer  
60w x 22d x 37 1/2 h



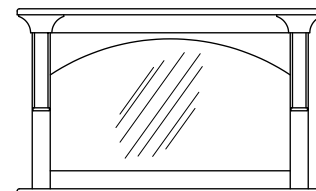
**HCDEC**  
Hamilton Court Desk Chest  
5 drawer  
42w x 22d x 50h



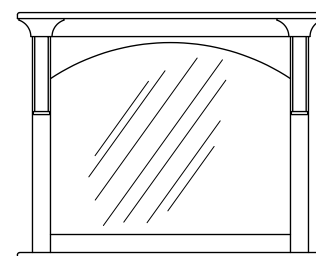
**HCC6**  
Hamilton Court Chest  
6 drawer  
42w x 22d x 50h



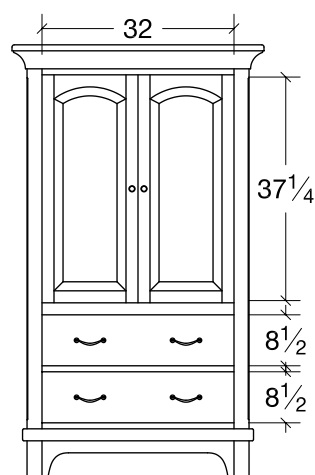
**HCLC**  
Hamilton Court Lingerie Chest  
5 drawer  
27w x 17 1/2 d x 50h



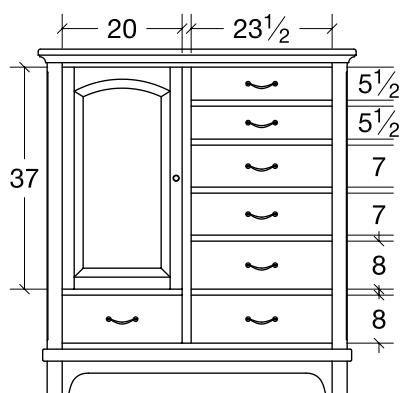
**HCMC-1**  
Hamilton Court Mirror C.  
51w x 31h



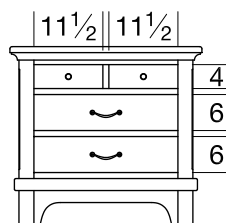
**HCMC-2**  
Hamilton Court Mirror C.  
51w x 41h




**HCA**  
Hamilton Court Armoire  
2 drawer, 2 door  
42w x 23d x 72h



**HCDOC**  
Hamilton Court Door Chest  
7 drawer, 1 door  
53w x 22d x 58h

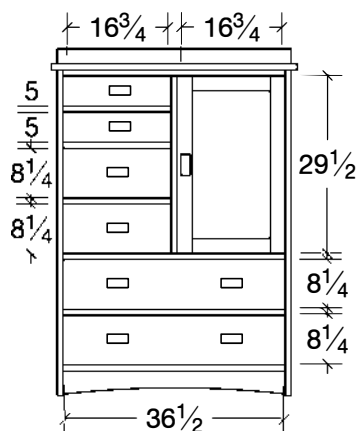


**HCNS4**  
Hamilton Court Night Stand  
4 drawer  
32w x 17 1/2 d x 30h

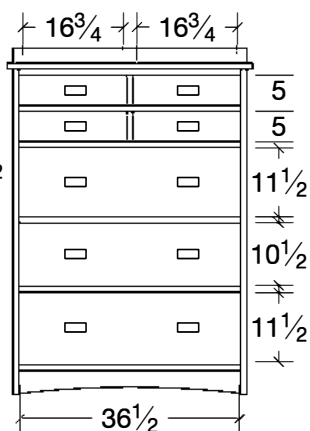


**HCNS3**  
Hamilton Court Night Stand  
3 drawer  
27w x 17 1/2 d x 30h

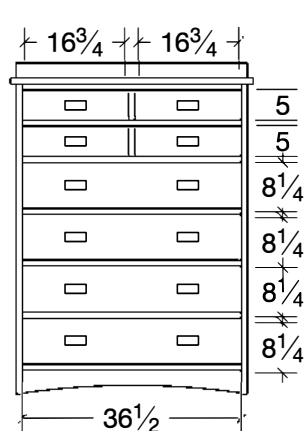




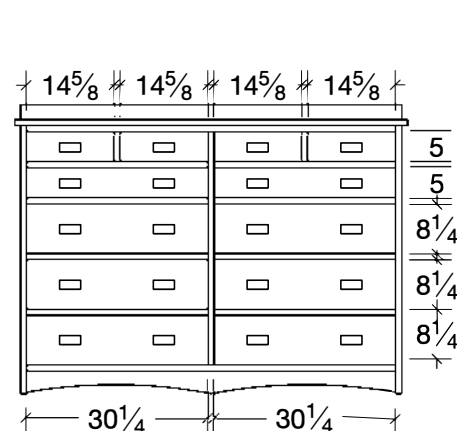
**JADOC**  
Jacobson Door Chest  
6 drawer, 1 door  
41w x 21d x 57 1/2h



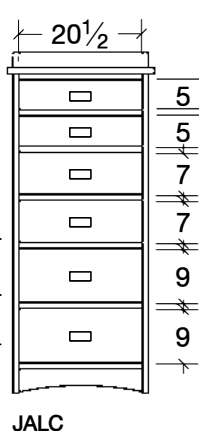
**JADEC**  
Jacobson Desk Chest  
7 drawer  
41w x 21d x 57 1/2h



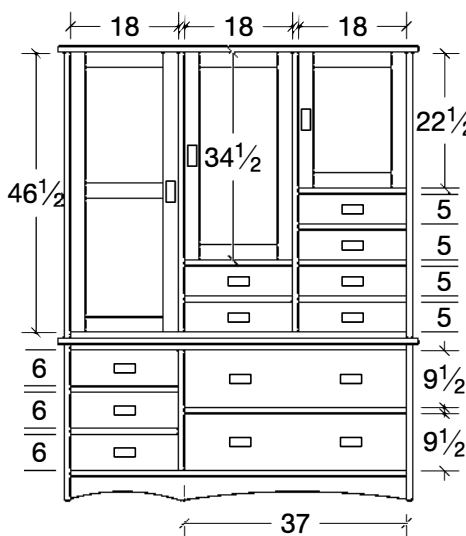
**JAC8**  
Jacobson Chest  
8 drawer  
41w x 21d x 57 1/2h



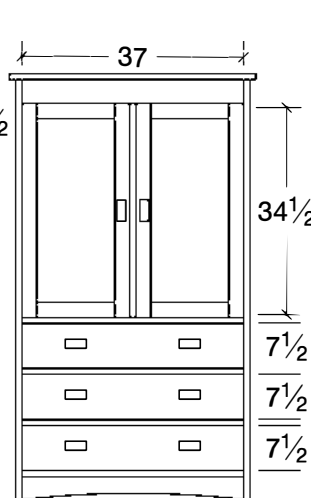
**JAD12**  
Jacobson Dresser  
12 drawer  
66w x 21d x 48h



**JALC**  
Jacobson Lingerie  
Chest  
6 drawer  
24 1/2w x 19 1/4d x  
56 1/2h



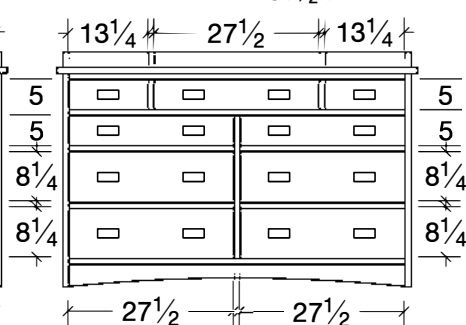
**JASU**  
Jacobson Storage Unit  
11 drawer, 3 door  
60w x 21d x 76h, 2 pc.



**JAA**  
Jacobson 1pc Armoire  
3 drawer, 2 door  
41w x 21d x 71h




**JAD10**  
Jacobson Dresser  
10 drawer  
66w x 21d x 39h



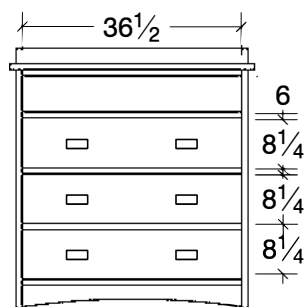
**JAD9**  
Jacobson Dresser  
9 drawer  
60w x 21d x 39h



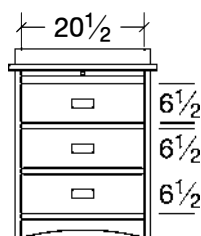
**JAMM-2**  
Jacobson Mirror M.  
57w x 27h



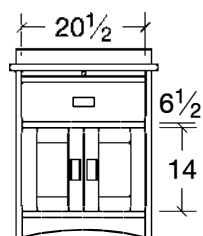
**JAMM-1**  
Jacobson Mirror M.  
47w x 31h



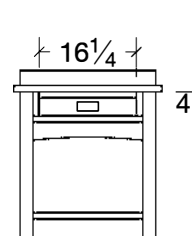
**JAMEC**  
Jacobson Media Chest  
3 drawer  
41w x 21d x 43 1/2h



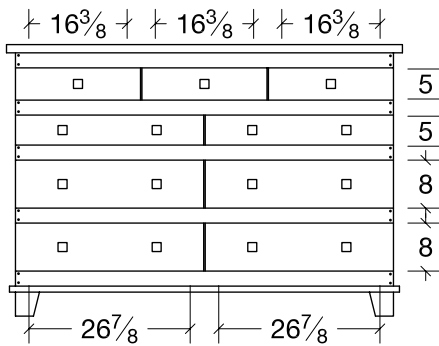
**JANS3**  
Jacobson NightStand  
3 drawer, 1 tray  
24 1/2w x 19 1/4d x 31 1/2h



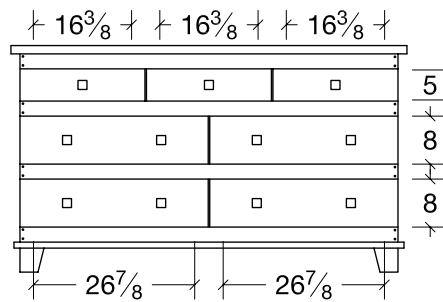
**JANS2D**  
Jacobson Nightstand  
1 drawer, 2 door, 1 tray  
24 1/2w x 19 1/4d x 31 1/2h



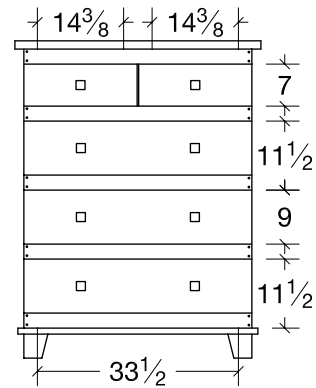
**JANS1**  
Jacobson Nightstand  
1 drawer, open slat  
24 1/2w x 19 1/4d x 29h



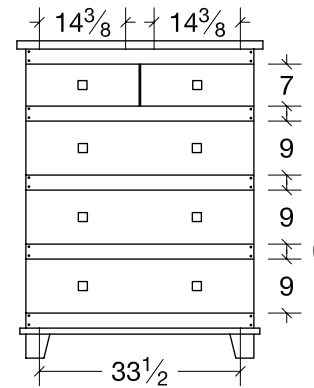
**LAD9**  
Larado Dresser  
9 drawer  
66w x 22d x 45h



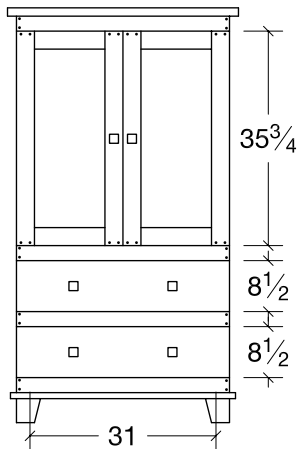
**LAD7**  
Larado Dresser  
7 drawer  
66w x 22d x 38h



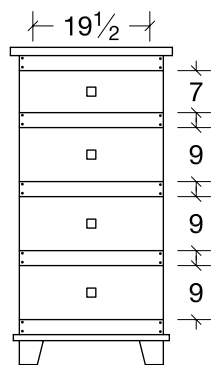
**LADEC**  
Larado Desk Chest  
5 drawer  
41w x 22d x 53h



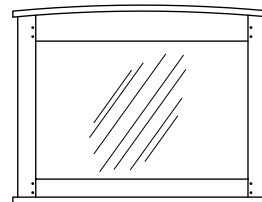
**LAC5**  
Larado Chest  
5 drawer  
41w x 22d x 53h



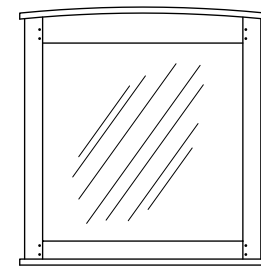
**LAA**  
Larado Armoire  
2 drawer, 2 door  
38 1/2w x 22d x 69h



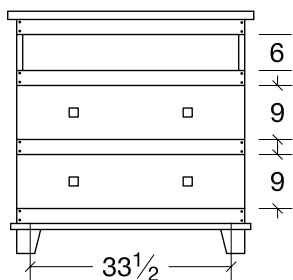
**LALC**  
Larado Lingerie Chest  
4 drawer  
27w x 18d x 53h



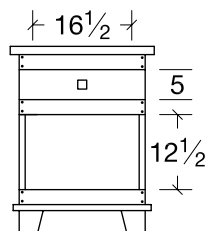
**LAML-2**  
Larado Mirror L.  
43w x 33h



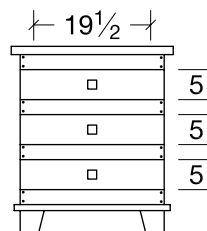
**LAML-1**  
Larado Mirror L.  
41w x 43h



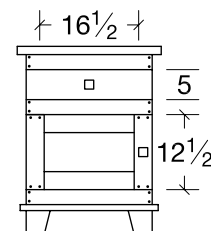
**LAMEC**  
Larado Media Chest  
2 drawer, 1 opening  
41w x 22d x 41h



**LANS1**  
Larado Nightstand  
1 drawer, 1 opening  
24w x 18d x 31 1/2h

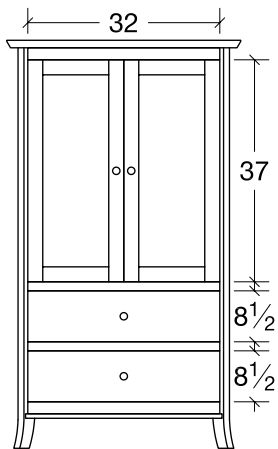


**LANS3**  
Larado Nightstand  
3 drawer  
27w x 18d x 31 1/2h

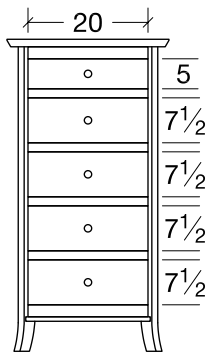


**LANS1D**  
Larado Nightstand  
1 drawer, 1 door  
24w x 18d x 31 1/2h

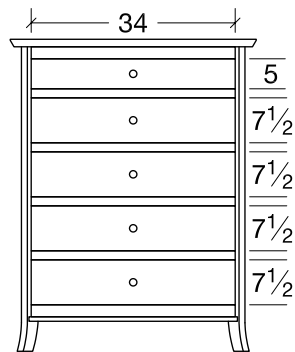




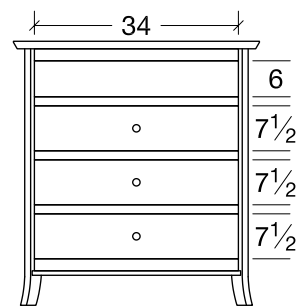
**LLA**  
Laurel Armoire  
2 drawer, 2 door  
39w x 23d x 68h



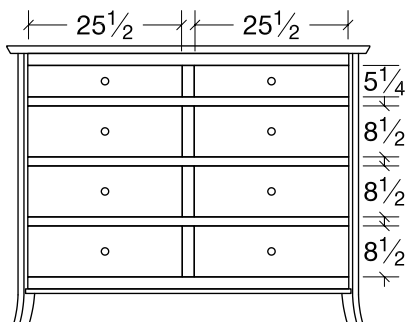
**LLC**  
Laurel Lingerie Chest  
5 drawer  
27w x 18 1/4d x 52h



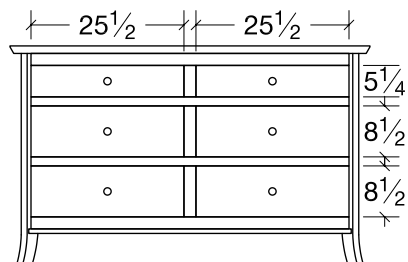
**LLC5**  
Laurel Chest  
5 drawer  
41w x 23d x 52h




**LLMC**  
Laurel Media Chest  
3 drawer, 1 opening  
41w x 23d x 43 1/2h



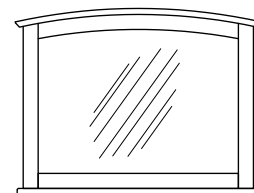
**LLDR8**  
Laurel Dresser  
8 drawer  
60w x 23d x 46 1/4h



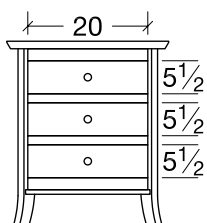
**LLDR60**  
Laurel Dresser  
6 drawer  
60w x 23d x 36 1/4h



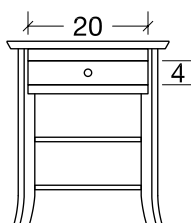
**LLMR41**  
Laurel Mirror  
41w x 41h



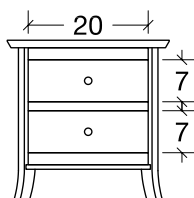
**LLMR31**  
Laurel Mirror  
41w x 31h



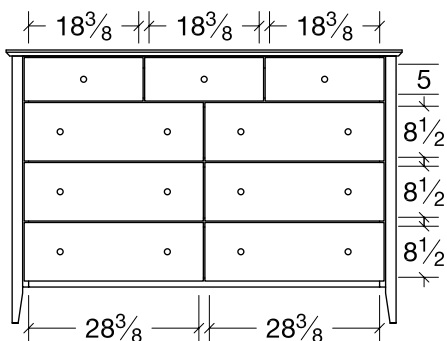
**LLNS3**  
Laurel Night Stand  
3 drawer  
27w x 18 1/4d x 30 1/2h



**LLNS1**  
Laurel Night Stand  
1 drawer, 2 opening  
27w x 18 1/4d x 30 1/2h



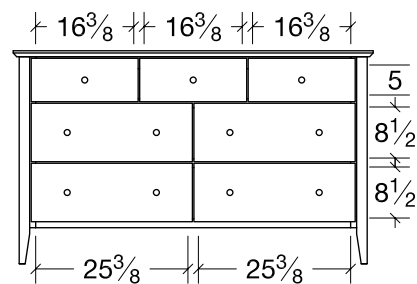
**LLNS2**  
Laurel Night Stand  
2 drawer  
27w x 18 1/4d x 26 1/2h



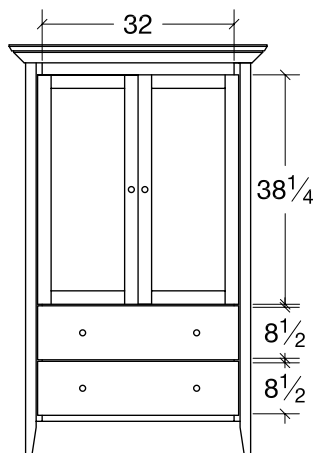
**MED9**  
Medina Dresser  
9 drawer  
66w x 21<sup>3</sup>/<sub>4</sub>d x 45<sup>1</sup>/<sub>2</sub>



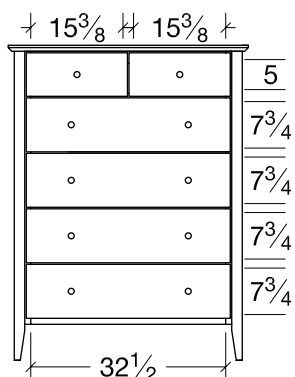
**MED7**  
Medina Dresser  
7 drawer  
66w x 21<sup>3</sup>/<sub>4</sub>d x 35<sup>1</sup>/<sub>2</sub>



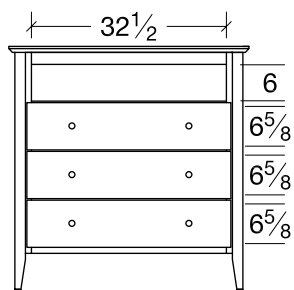
**MED60**  
Medina Dresser  
7 drawer  
60w x 21<sup>3</sup>/<sub>4</sub>d x 35<sup>1</sup>/<sub>2</sub>



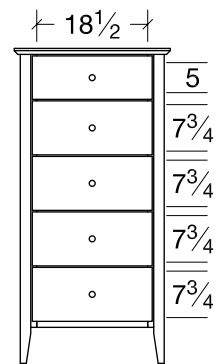
**MEA**  
Medina Armoire  
2 drawer, 2 door  
42<sup>3</sup>/<sub>4</sub>w x 23<sup>1</sup>/<sub>2</sub>d x 71h



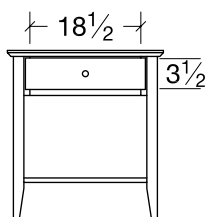
**MEC6**  
Medina Chest  
6 drawer  
40w x 21<sup>3</sup>/<sub>4</sub>d x 52<sup>1</sup>/<sub>2</sub>h



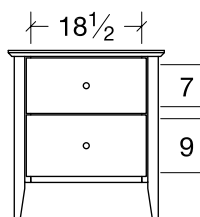
**MEMC**  
Medina Media Chest  
3 drawer, 1 opening  
40w x 21<sup>3</sup>/<sub>4</sub>d x 41h



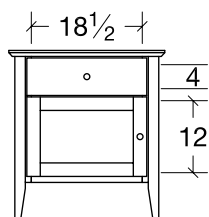
**MELC**  
Medina Lingerie Chest  
5 drawer  
26w x 16<sup>1</sup>/<sub>2</sub>d x 52<sup>1</sup>/<sub>2</sub>h



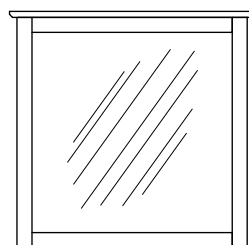
**MENS1**  
Medina Nightstand  
1 drawer, 1 opening  
26w x 16<sup>1</sup>/<sub>2</sub>d x 28h



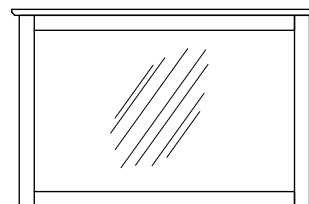
**MENS2**  
Medina Nightstand  
2 drawer  
26w x 16<sup>1</sup>/<sub>2</sub>d x 28h



**MENS1D**  
Medina Nightstand  
1 drawer, 1 door  
26w x 16<sup>1</sup>/<sub>2</sub>d x 28h

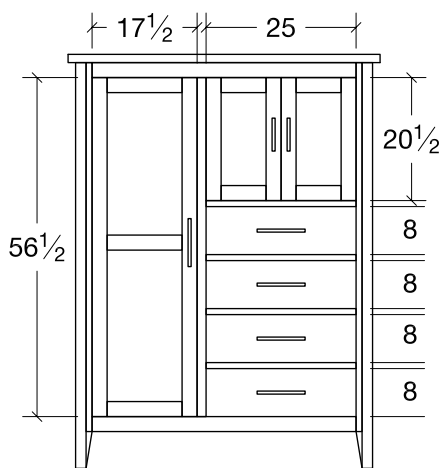


**MEM41**  
Medina Mirror  
41w x 39<sup>1</sup>/<sub>2</sub>h



**MEM51**  
Medina Mirror  
51w x 33h

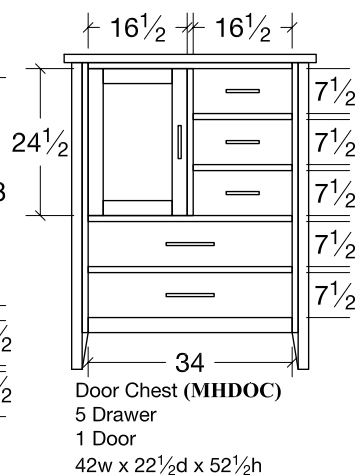




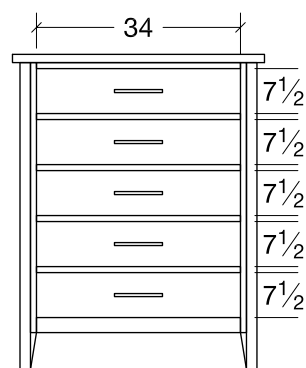
**Chifferobe (MHCH)**  
4 Drawer  
3 Door  
52w x 22 1/2d x 69h



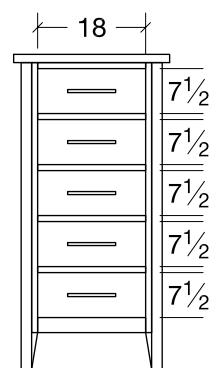
**Armoire (MHA)**  
2 Drawer  
2 Door  
42w x 22 1/2d x 69h



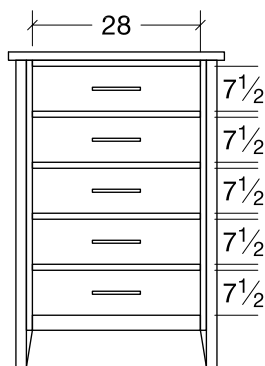
**Door Chest (MHDOC)**  
5 Drawer  
1 Door  
42w x 22 1/2d x 52 1/2h



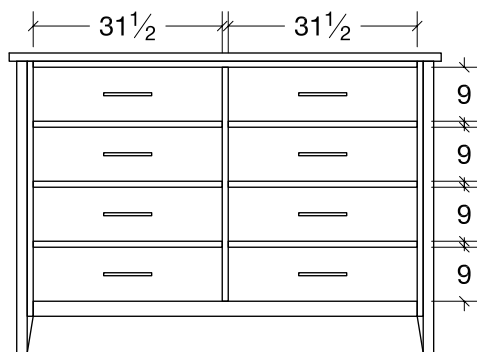
**Grand Chest (MHGC)**  
5 Drawer  
42w x 22 1/2d x 52 1/2h



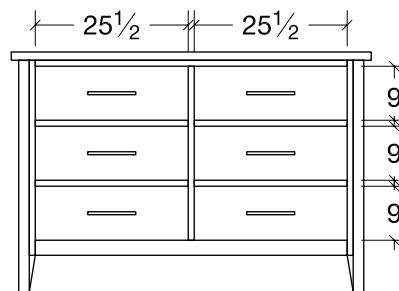
**Lingerie Chest (MHLC)**  
5 Drawer  
26w x 17d x 52 1/2h



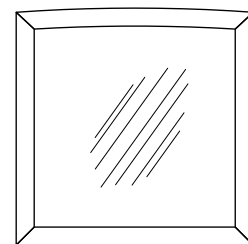
**Chest (MHC5)**  
5 Drawer  
36w x 22 1/2d x 52 1/2h



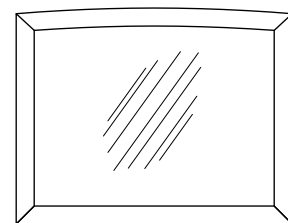
**Dresser (MHDR872)**  
8 Drawer  
72w x 22 1/2d x 50h



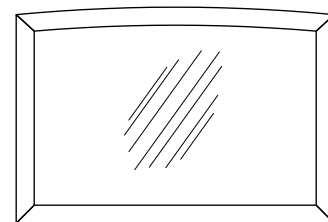
**Dresser (MH6DR60)**  
6 Drawer  
60w x 22 1/2d x 40h



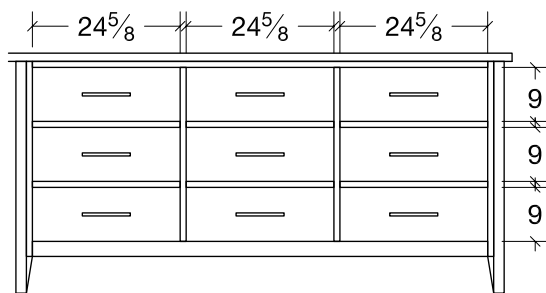
**Mirror (MHMR)**  
39 1/2w x 39 1/2h



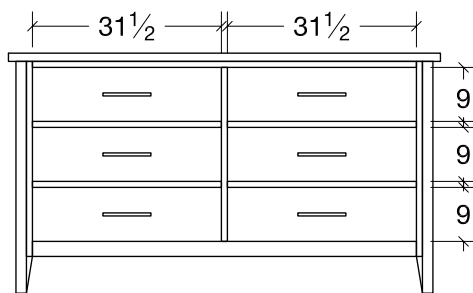
**Mirror (MHMR46)**  
46w x 36h



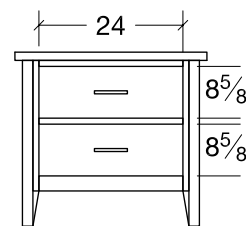
**Mirror (MHMR53)**  
53w x 36h



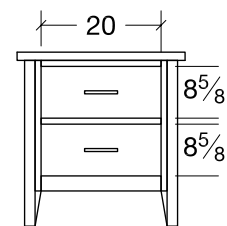
**Dresser (MHDR84)**  
9 Drawer  
84w x 22 1/2d x 40h



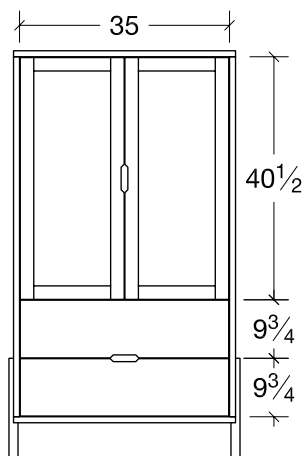
**Dresser (MHDR72)**  
6 Drawer  
72w x 22 1/2d x 40h



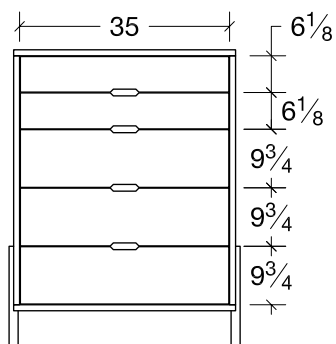
**Nightstand (MHNS32)**  
2 Drawer  
32w x 17d x 29h



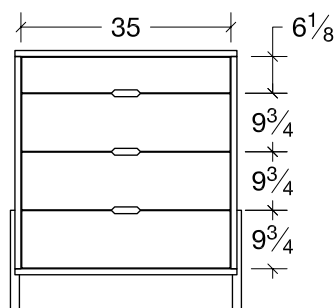
**Nightstand (MHNS2)**  
2 Drawer  
28w x 17d x 29h



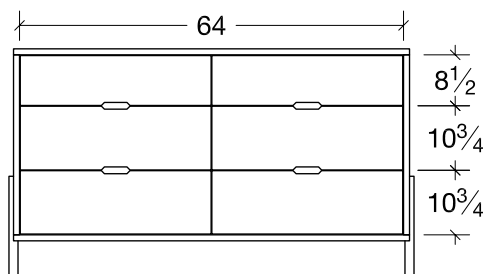
**NOA**  
Nova Armoire  
2 door, 2 drawer  
37w x 21d x 68h



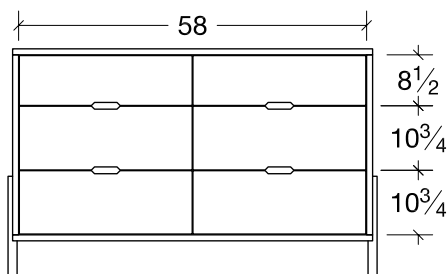
**NOC5**  
Nova Chest  
5 drawer  
37w x 21d x 49 1/2h



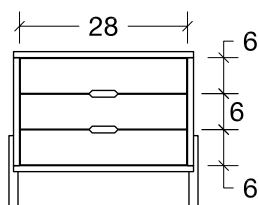
**NOC4**  
Nova Chest  
4 drawer  
37w x 21d x 43 1/2h



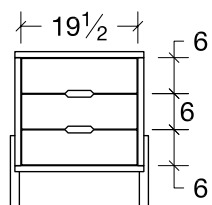
**NODR6**  
Nova Dresser  
6 drawer  
66w x 21d x 38h



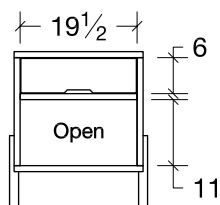
**NO6DR60**  
Nova Dresser  
6 drawer  
60w x 21d x 38h



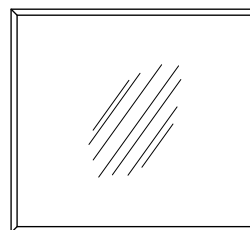
**NONS30**  
Nova Nightstand  
3 drawer  
30w x 16d x 26h



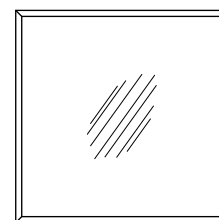
**NONS3**  
Nova Nightstand  
3 drawer  
21 1/2w x 16d x 26h



**NONS1**  
Nova Nightstand  
1 drawer, 1 opening  
21 1/2w x 16d x 26h

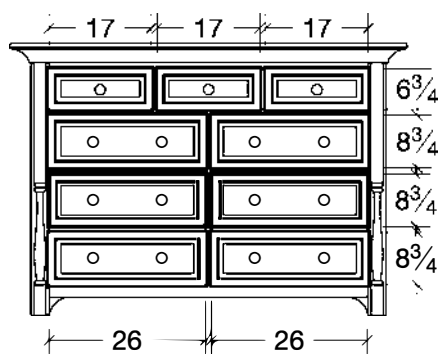


**NOMR41**  
Nova Mirror  
41 1/4w x 37 1/4h

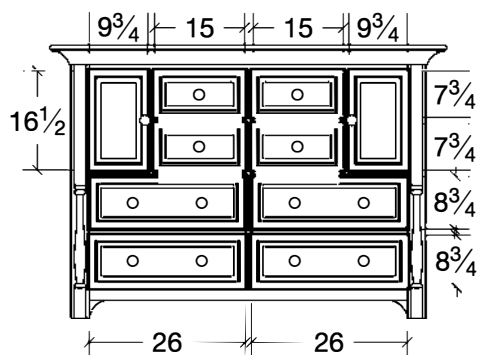


**NOMR**  
Nova Mirror  
35 3/8w x 35 3/8h

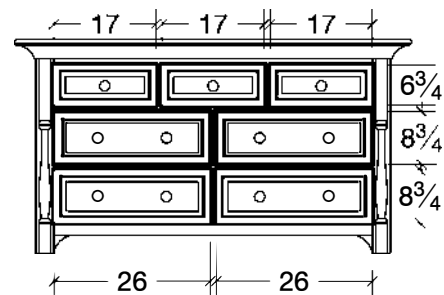




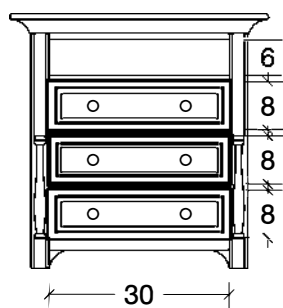
**PAD9**  
Palisade Dresser  
9 drawer  
66w x 22d x 45 1/2h



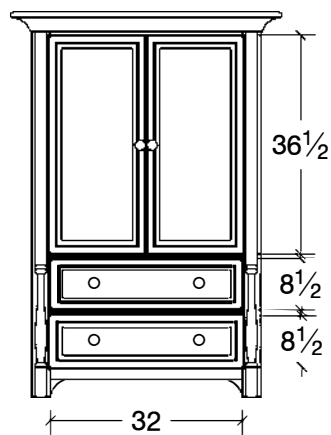
**PAD2D**  
Palisade Dresser  
8 drawer, 2 door  
66w x 22d x 45 1/2h



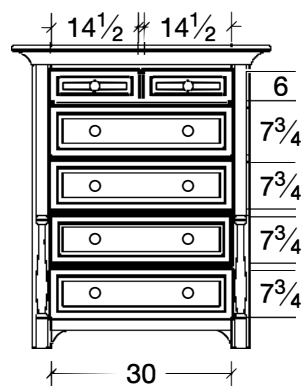
**PAD7**  
Palisade Dresser  
7 drawer  
66w x 22d x 35 3/4h



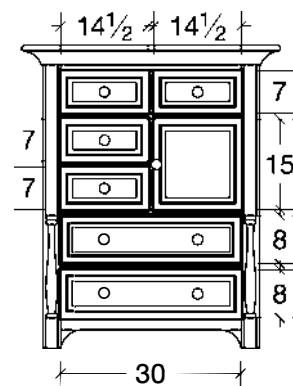
**PAMEC**  
Palisade Media  
3 drawer, 1 opening  
43w x 22d x 42 1/2h



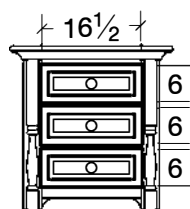
**PAA**  
Palisade Amoire  
2 drawer, 2 door  
45w x 22d x 65h



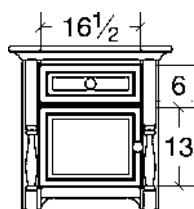
**PAC6**  
Palisade Chest  
6 drawer  
43w x 22d x 50 1/2h



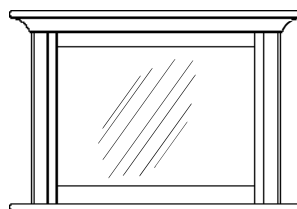
**PADOC**  
Palisade Chest  
6 drawer, 1 door  
43w x 22d x 50 1/2h



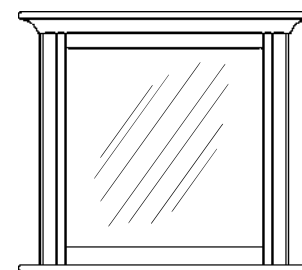
**PANS3**  
Palisade Nightstand  
3 drawer  
27w x 18d x 27 1/2h



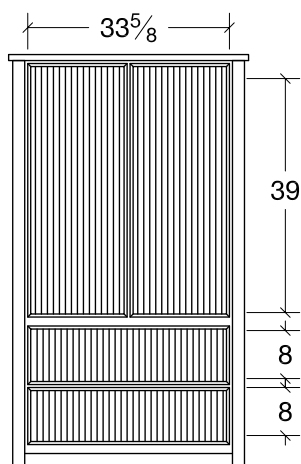
**PANS1D**  
Palisade Nightstand  
1 drawer, 1 door  
27w x 18d x 27 1/2h



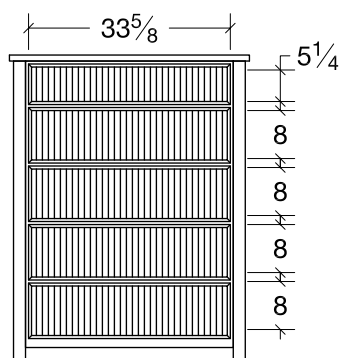
**PAMQ-2**  
Palisade Mirror Q.  
48 1/2w x 33h



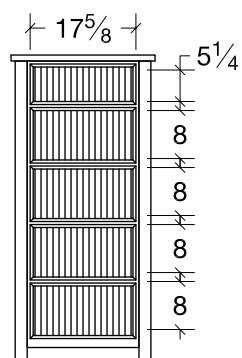
**PAMQ-1**  
Palisade Mirror Q.  
48 1/2w x 43h



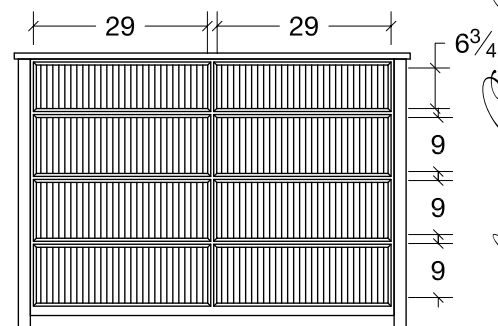
Armoire (**REA**)  
2 drawer, 2 door  
40w x 21 1/2d x 69h



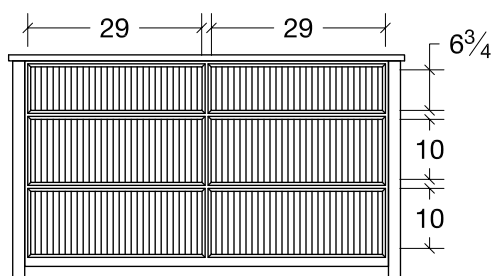
Chest (**REC5**)  
5 Drawer  
40w x 21 1/2d x 51 1/4h



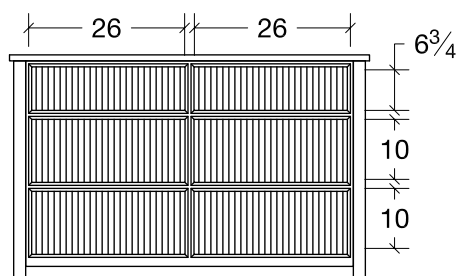
Linen Chest (**RELC**)  
5 Drawer  
24w x 17d x 51 1/4h



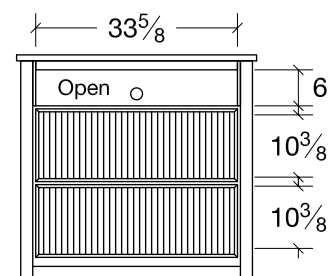
Dresser (**REDR8**)  
8 Drawer  
66w x 21 1/2d x 46 1/4h



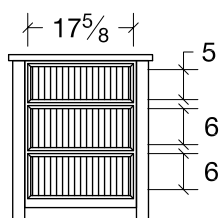
Dresser (**REDR66**)  
6 Drawer  
66w x 21 1/2d x 37 3/4h



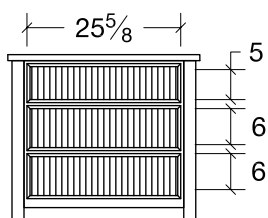
Dresser (**RE6DR60**)  
6 Drawer  
60w x 21 1/2d x 37 3/4h



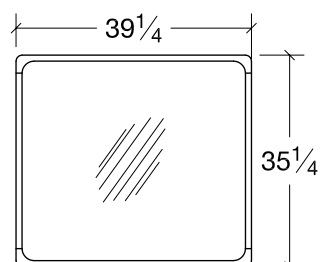
Media Chest (**REMC**)  
2 Drawer  
40w x 21 1/2d x 37 3/4h



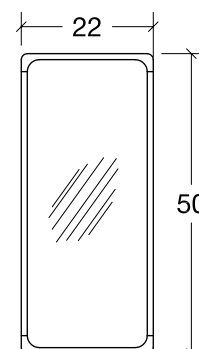
Nightstand (**RENS3**)  
3 Drawer  
24w x 17d x 28h



Nightstand (**RENS332**)  
3 Drawer  
32w x 17d x 28h

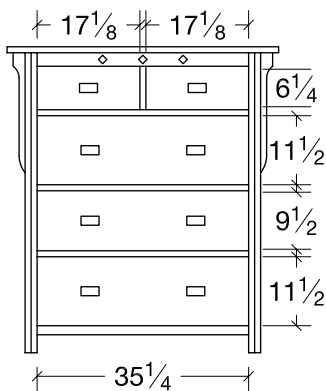


Mirror (**REMR**)  
39 1/4w x 35 1/4h

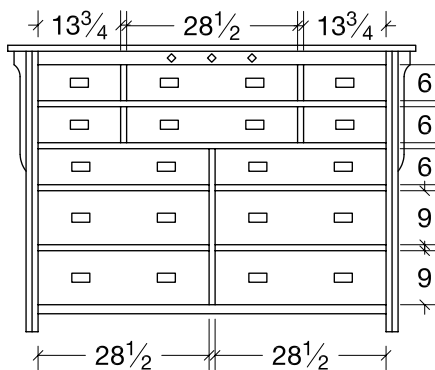


Mirror (**REMR22**)  
22w x 50h

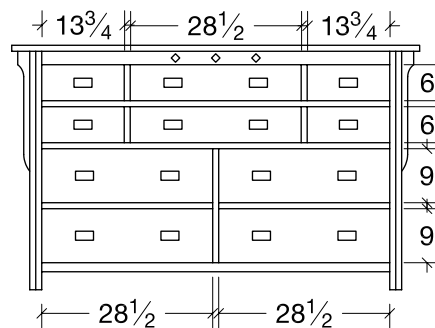




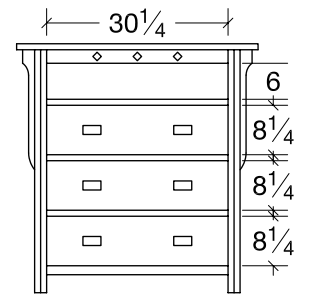
**RMDEC**  
Royal Mission Desk Chest  
5 drawer  
45 1/4w x 22d x 51h



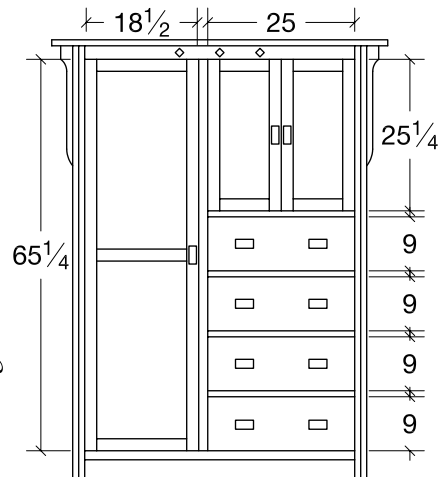
**RMD12**  
Royal Mission Dresser  
12 drawer  
68w x 22d x 48h



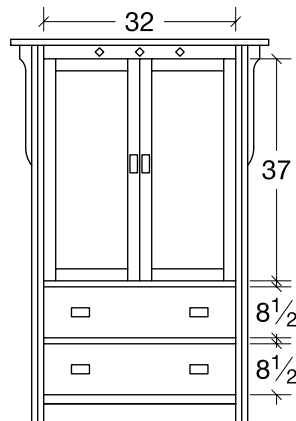
**RMD10**  
Royal Mission Dresser  
10 drawer  
68w x 22d x 41h



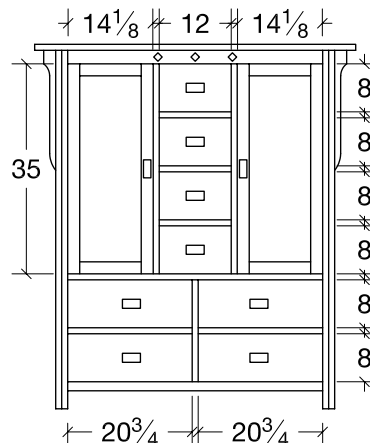
**RMMEC**  
Royal Mission Media Chest  
3 drawer, 1 opening  
40 1/4w x 22d x 42h




**RMCH**  
Royal Mission Chifferobe  
4 drawer, 3 door  
56w x 22d x 73h




**RMA**  
Royal Mission Armoire  
2 drawer, 2 door  
43w x 22d x 64h



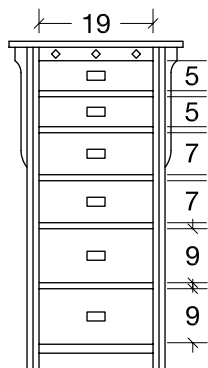
**RMDOC**  
Royal Mission Door Chest  
8 drawer, 2 door  
53 1/2w x 22d x 61h



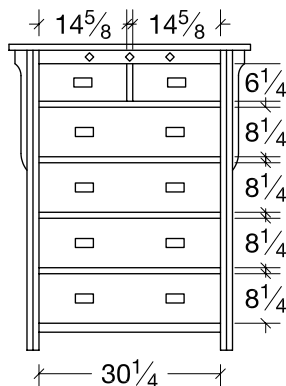
**RMMK-1**  
Royal Mission Mirror K.  
51w x 40h



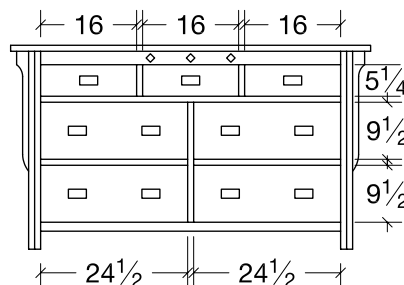
**RMMK-2**  
Royal Mission Mirror K.  
53w x 31h



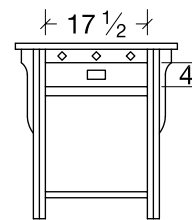
**RMLC**  
Royal Mission Lingerie  
6 drawer  
29w x 18d x 55h



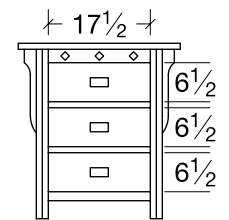
**RMC6**  
Royal Mission Chest  
6 drawer  
40 1/4w x 22d x 51h



**RMD7**  
Royal Mission Dresser  
7 drawer  
60w x 22d x 34h



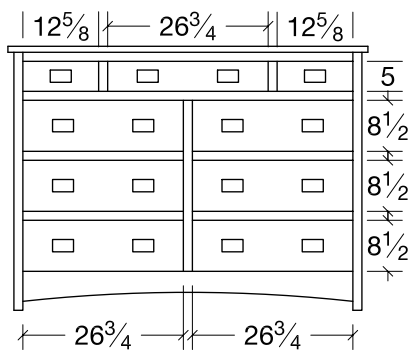
**RMNS1**  
Royal Mission Nightstand  
1 drawer, 1 open Slat  
27w x 18d x 29 1/2h



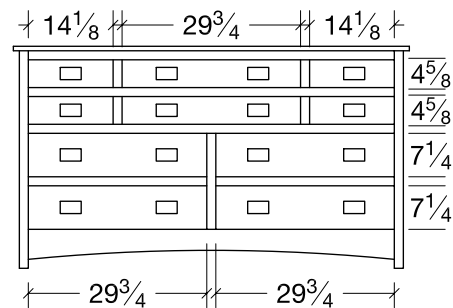
**RMNS3**  
Royal Mission Nightstand  
3 drawer  
27w x 18d x 29 1/2h



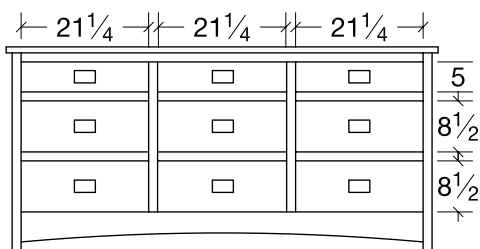
**SMD12**  
Schwartz Mission  
Dresser  
12 drawer  
66w x 21d x 46h



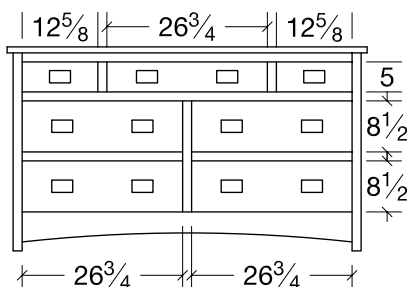
**SMD9**  
Schwartz Mission  
Dresser  
9 drawer  
60w x 21d x 44h



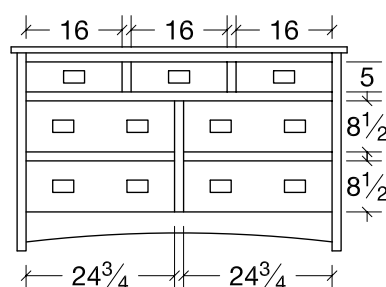
**SMD10**  
Schwartz Mission  
Dresser  
10 drawer  
66w x 21d x 37h



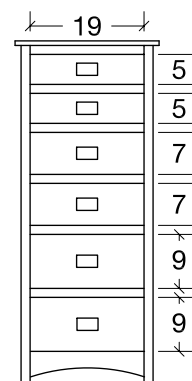
**SMD72**  
Schwartz Mission  
Dresser  
9 drawer  
72w x 21d x 34h



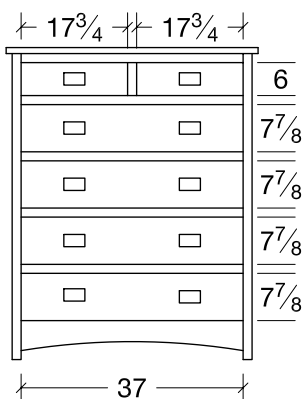
**SMD7**  
Schwartz Mission  
Dresser  
7 drawer  
60w x 21d x 34h



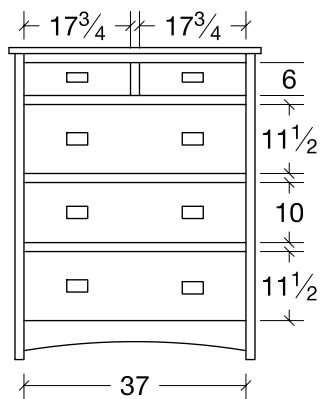
**SMD56**  
Schwartz Mission  
Dresser  
7 drawer  
56w x 21d x 34h



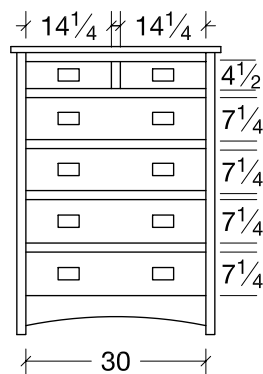
**SMLC**  
Schwartz Mission  
Lingerie Chest  
6 drawer  
24w x 18d x 57h



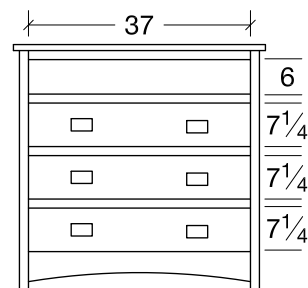
**SMGC**  
Schwartz Mission  
Grand Chest  
6 drawer  
42w x 21d x 52h



**SMDEC**  
Schwartz Mission  
Desk Chest  
5 drawer  
42w x 21d x 52h

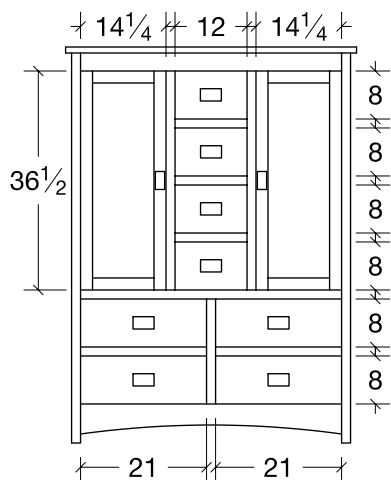


**SMC6**  
Schwartz Mission  
Chest  
6 drawer  
35w x 21d x 48h

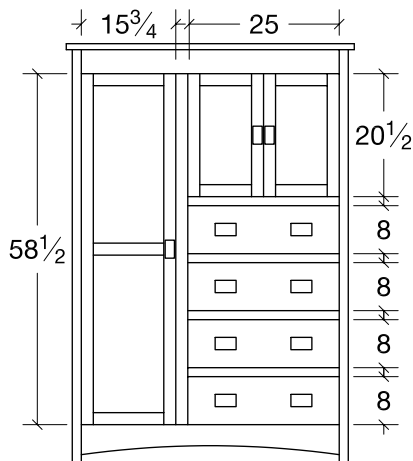


**SMMEC**  
Schwartz Mission  
Media Chest  
3 drawer, 1 opening  
42w x 21d x 41h

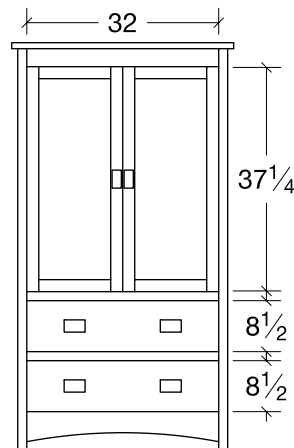




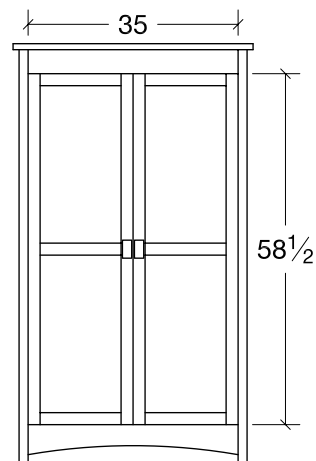
**SMDOC**  
Schwartz Mission  
Door Chest  
8 drawer, 2 door  
48 1/2w x 21d x 66h



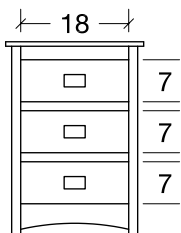
**SMCH**  
Schwartz Mission  
Chifferobe  
4 drawer, 3 door  
48w x 21d x 70h



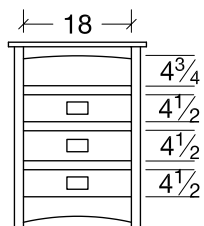
**SMA1**  
Schwartz Mission  
Armoire  
2 drawer, 2 door  
37w x 21d x 68h



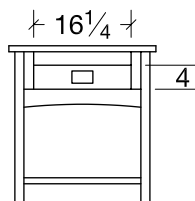
**SMW**  
Schwartz Mission  
Wardrobe  
2 door  
40w x 21d x 70h



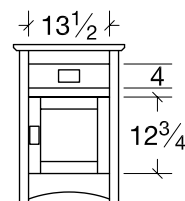
**SMNS3D**  
Schwartz Mission  
Nightstand  
3 deep drawer  
23w 18d x 32h



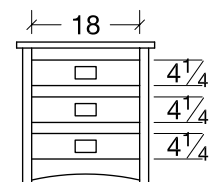
**SMNS3O**  
Schwartz Mission  
Nightstand  
3 drawer, 1 opening  
23w 18d x 30 3/4h



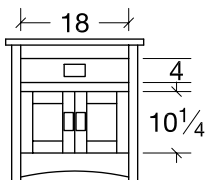
**SMNS1**  
Schwartz Mission  
Nightstand  
1 drawer, 1 open slat  
24 1/2w x 19d x 26h



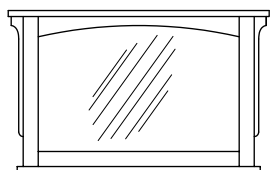
**SMNS1D**  
Schwartz Mission  
Nightstand  
1 drawer, 1 door  
18 1/2w 18d x 26 1/2h



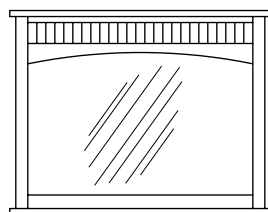
**SMNS3**  
Schwartz Mission  
Nightstand  
3 drawer  
23w 18d x 23 3/4h




**SMNS2D**  
Schwartz Mission  
Nightstand  
1 drawer, 2 door  
23w 18d x 23 3/4h



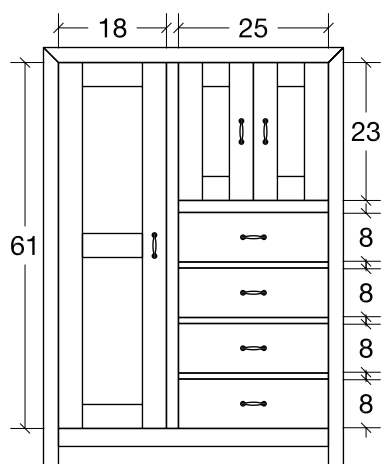
**HMA**  
Schwartz Mission  
Horizon Mirror A.  
43 1/2w x 27h



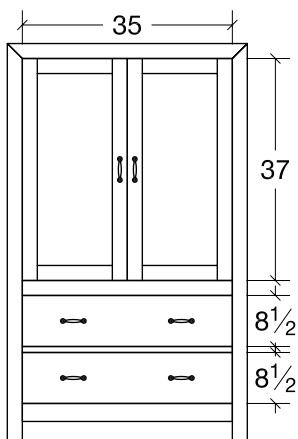
**SMMI-2**  
Schwartz Mission  
Mirror I.  
40w x 34h



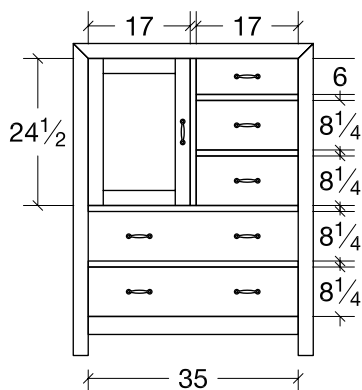
**SMMI-1**  
Schwartz Mission  
Mirror I.  
40w x 45h



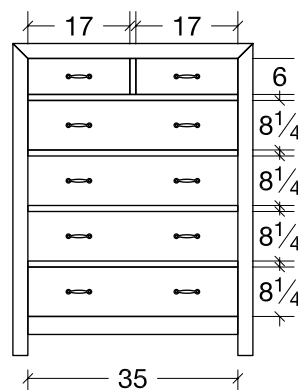
**SOCH**  
Sonoma Chifferobe  
4 drawer, 3 door  
50w x 20<sup>3</sup>/<sub>4</sub>d x 70h



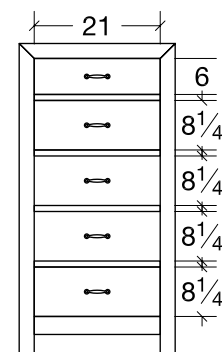
**SOA**  
Sonoma Armoire  
2 drawer, 2 door  
40w x 20<sup>3</sup>/<sub>4</sub>d x 66<sup>1</sup>/<sub>2</sub>h



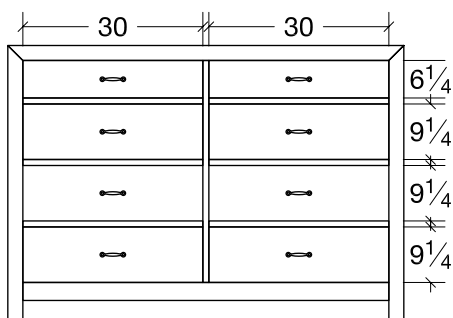
**SODOC**  
Sonoma Door Chest  
5 drawer, 1 door  
40w x 20<sup>3</sup>/<sub>4</sub>d x 52h



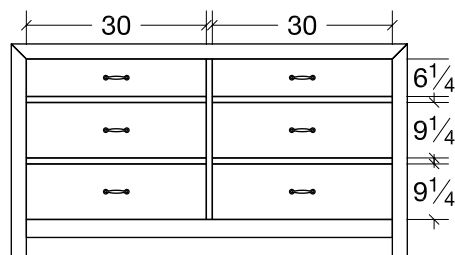
**SOC6**  
Sonoma Chest  
6 drawer  
40w x 20<sup>3</sup>/<sub>4</sub>d x 52h



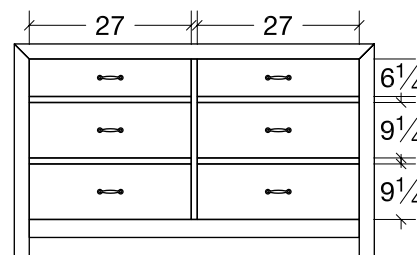
**SOLC**  
Sonoma Lingerie  
Chest  
5 drawer  
26w x 18d x 52h



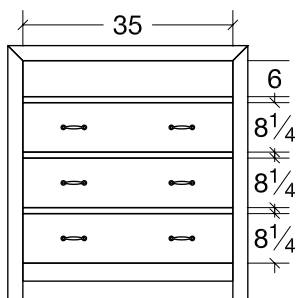
**SODR8**  
Sonoma Dresser  
8 drawer  
66w x 20<sup>3</sup>/<sub>4</sub>d x 46h



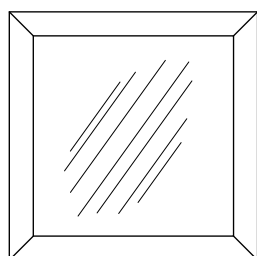
**SODR6**  
Sonoma Dresser  
6 drawer  
66w x 20<sup>3</sup>/<sub>4</sub>d x 36h



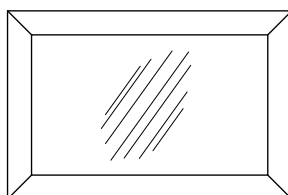
**SO6DR60**  
Sonoma Dresser  
6 drawer  
60w x 20<sup>3</sup>/<sub>4</sub>d x 36h



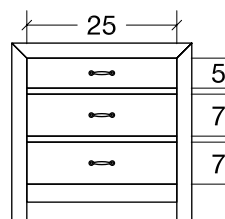
**SOMC**  
Sonoma Media Chest  
3 drawer, 1 opening  
40w x 20<sup>3</sup>/<sub>4</sub>d x 42<sup>3</sup>/<sub>4</sub>h



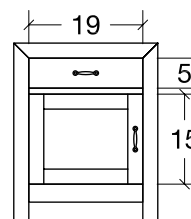
**SOMR42**  
Sonoma Mirror  
42w x 42h



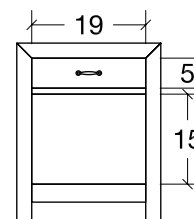
**SOMR48**  
Sonoma Mirror  
48w x 32h



**SONS3**  
Sonoma Night Stand  
3 drawer  
30w x 18d x 30h

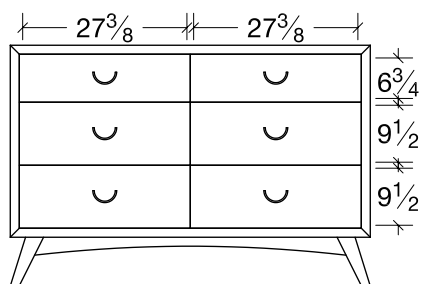


**SONS1D**  
Sonoma Night Stand  
1 drawer, 1 door  
24w x 18d x 30h

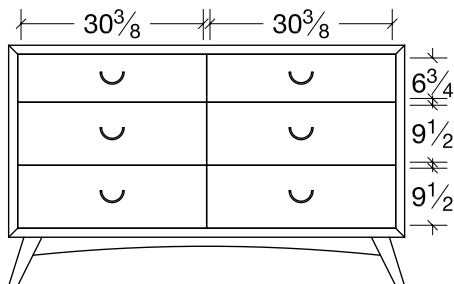


**SONS1O**  
Sonoma Night Stand  
1 drawer, 1 opening  
24w x 18d x 30h

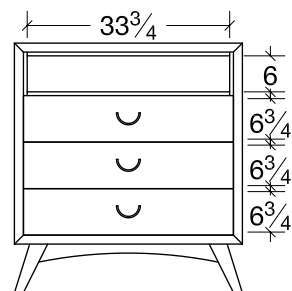




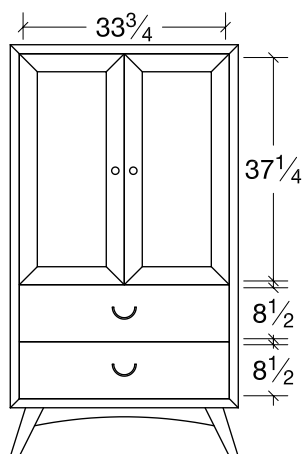
**TU6DR60**  
Tucson 60" Dresser  
6 drawer  
60w x 21d x 40 1/2h



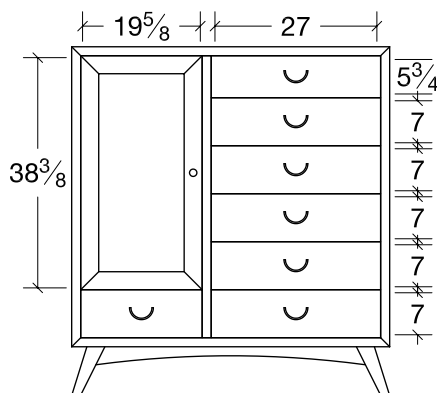
**TUDR6**  
Tucson 66" Dresser  
6 drawer  
66w x 21d x 40 1/2h



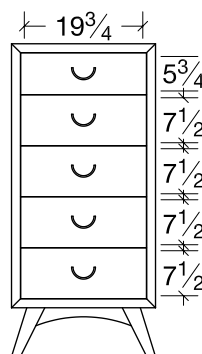
**TUMEC**  
Tucson Media Chest  
3 drawer  
38w x 21d x 41 1/2h



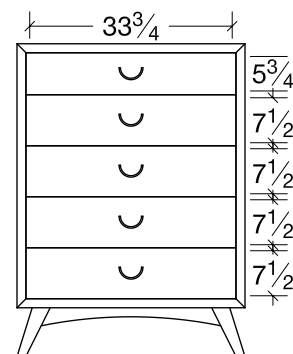
**TUA**  
Tucson Armoire  
2 drawer, 2 door  
38w x 21d x 68 1/2h




**TUDOC**  
Tucson Door Chest  
7 drawer, 1 door  
53w x 21d x 58 1/2h



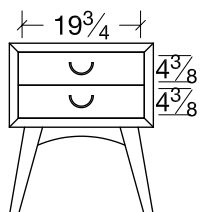
**TULC**  
Tucson Lingerie Chest  
5 drawer  
24w x 15d x 52 1/2h



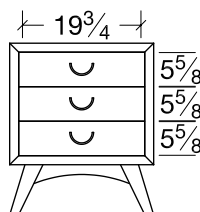
**TUC5**  
Tucson Chest  
5 drawer  
38w x 21d x 52 1/2h



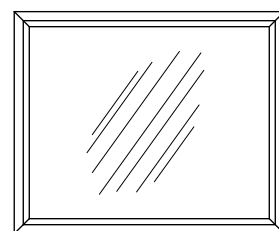
**TUNS1**  
Tucson Night Stand  
1 drawer w/open shelf  
24w x 15d x 28 1/2h



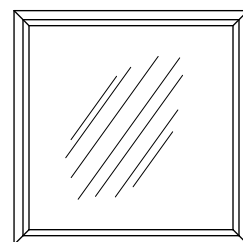
**TUNS2**  
Tucson Night Stand  
2 drawer  
24w x 15d x 28 1/2h



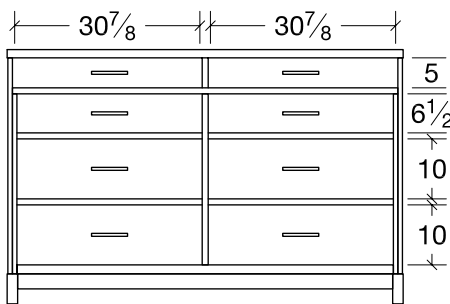
**TUNS3**  
Tucson Night Stand  
3 drawer  
24w x 15d x 28 1/2h



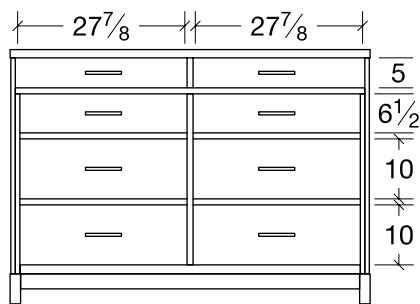
**TUMR45**  
Tucson Mirror  
45w x 37h



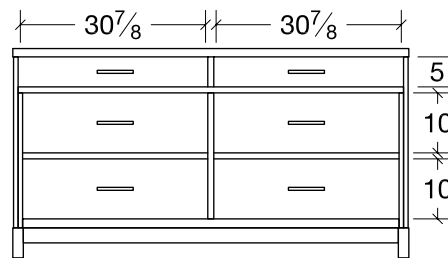
**TUMR39**  
Tucson Mirror  
39w x 39h



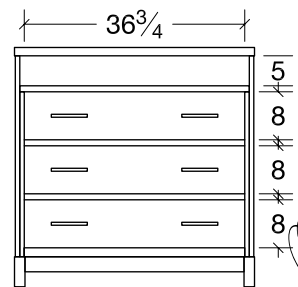
**WE8DR66**  
Westmere Dresser  
8 drawer  
66w x 22d x 42 $\frac{1}{2}$ h



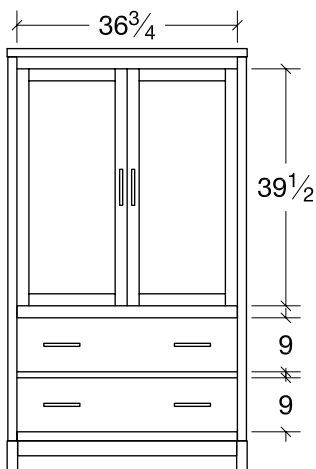
**WED8**  
Westmere Dresser  
8 drawer  
60w x 22d x 42 $\frac{1}{2}$ h




**WE6DR66**  
Westmere Dresser  
6 drawer  
66w x 22d x 35h



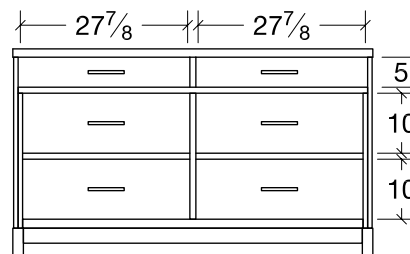
**WEMC**  
Westmere Media Chest  
3 drawer, 1 opening  
40w x 22d x 40h



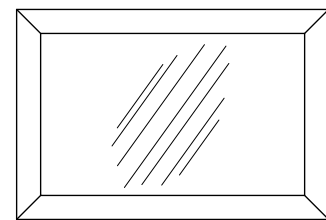
**WEA**  
Westmere Armoire  
2 drawer, 2 door  
40w x 24d x 70 $\frac{1}{2}$ h



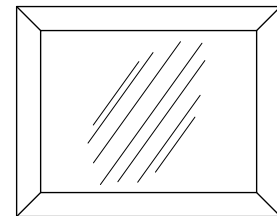
**WEC5**  
Westmere Chest  
5 drawer  
40w x 22d x 53h



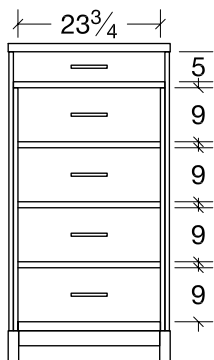
**WED6**  
Westmere Dresser  
6 drawer  
60w x 22d x 35h



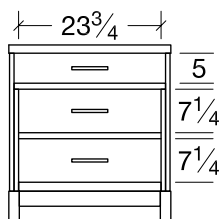
**WEM52**  
Westmere Mirror  
52w x 35h



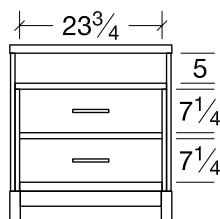
**WEM44**  
Westmere Mirror  
44w x 35h



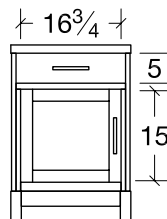
**WELC**  
Westmere Lingerie Chest  
5 drawer  
27w x 18d x 53h



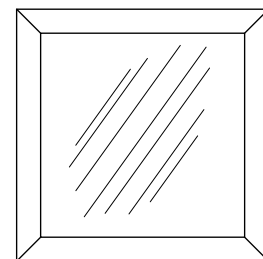
**WENS3**  
Westmere Nightstand  
3 drawer  
27w x 18d x 29 $\frac{1}{2}$ h



**WENS20**  
Westmere Nightstand  
2 drawer, 1 opening  
27w x 18d x 29 $\frac{1}{2}$ h

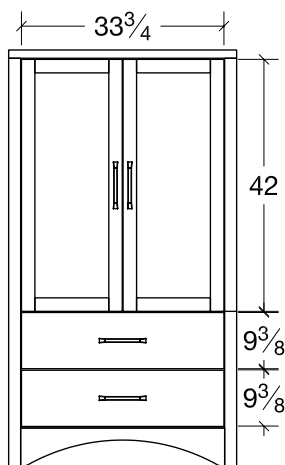


**WENS1D**  
Westmere Nightstand  
1 drawer, 1 door  
20w x 18d x 29 $\frac{1}{2}$ h

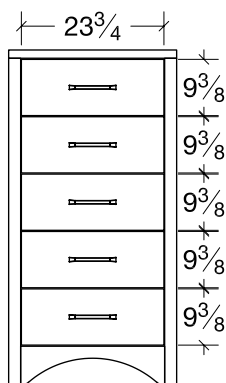


**WEM42**  
Westmere Mirror  
42w x 42h

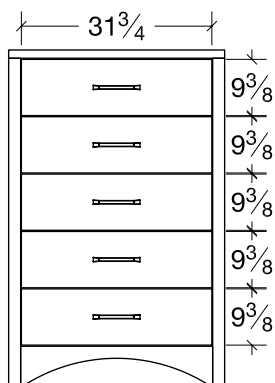




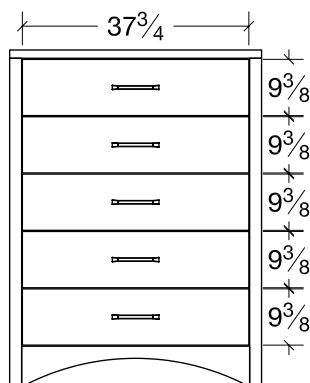
WOAR  
Woodmont  
Armoire  
2 drawer, 2 door  
38w x 21d x 69 1/2h



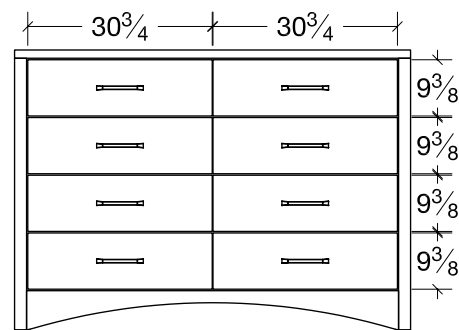
WOLC  
Woodmont  
Lingerie Chest  
5 drawer  
28w x 21d x 56h



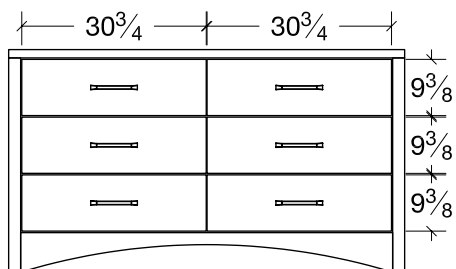
WOC5  
Woodmont  
Chest  
5 drawer  
36w x 21d x 56h



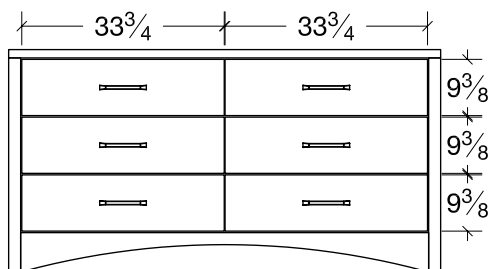
WOGC  
Woodmont  
Grand Chest  
5 drawer  
42w x 21d x 56h



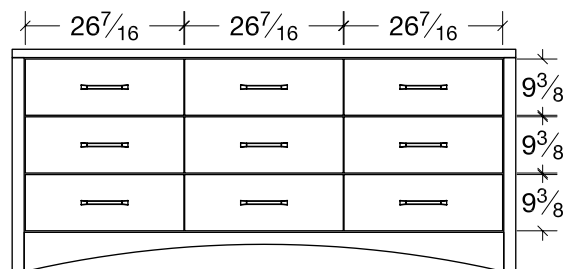
WOD8  
Woodmont  
Dresser  
8 drawer  
66w x 21d x 46 5/8h



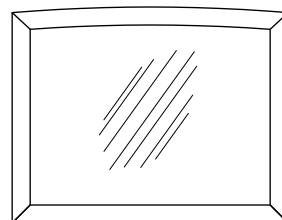
WOD66  
Woodmont  
Dresser  
6 drawer  
66w x 21d x 37h



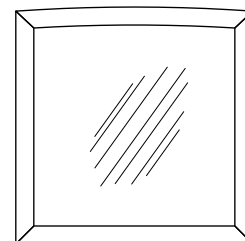
WOD72  
Woodmont  
Dresser  
6 drawer  
72w x 21d x 37h



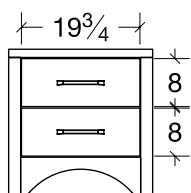
WOD9  
Woodmont  
Dresser  
9 drawer  
84w x 21d x 37h



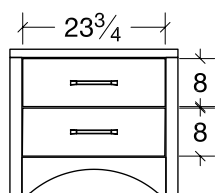
WOMR46  
Woodmont  
Mirror  
46w x 36h



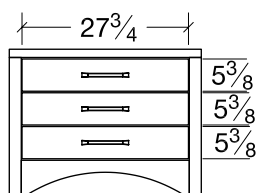
WOMR  
Woodmont  
Mirror  
39 1/2w x 39 1/2h



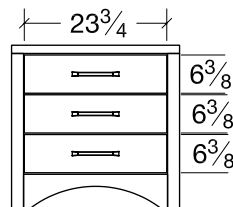
WONS2  
Woodmont  
Nightstand  
2 drawer  
24w x 18d x 24 3/4h



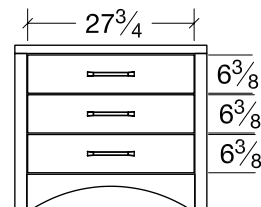
WONS28  
Woodmont  
Nightstand  
2 drawer  
28w x 21d x 24 3/4h



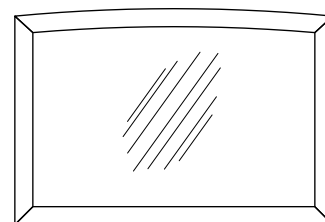
WONS32  
Woodmont  
Nightstand  
3 drawer  
32w x 21d x 24 3/4h



WONS3  
Woodmont  
Nightstand  
3 drawer  
28w x 21d x 28h



WONS328  
Woodmont  
Nightstand  
3 drawer  
32w x 21d x 28h



WOMR53  
Woodmont  
Mirror  
53w x 36h







Where it all begins!




Stacks of lumber ready to be made into heirloom pieces.



The fully framed cabinets are carefully assembled, doors and drawers installed by the craftsman



Each piece is hand sanded, preparing it to be finished.



Boards are cut, glued and clamped into many different sizes.



More boards being cut and used for face frames.



Face frames are precisely measured and assembled with pocket screws.



Stain is sprayed then wiped off for an even color tone.



The sealer and top coat are carefully applied, giving each piece a smooth and durable finish.











2025 – 2026

SCHWARTZ WOODWORKING LLC